


Difuzor elicoidal cu lamele fixe

SWA-1



Detalii constructive. Utilizare.

Difuzor elicoidal patrat (swirl diffuser) cu 24 lamele fixe dispuse radial.

Utilizate pentru refulare, aspiratie sau recirculare aer, in sisteme de ventilatie si aer conditionat.

Material.

Placa patrata din otel.

Finisaj.

Finisaj standard: alb RAL9003.

Finisaje optionale: alte nuante RAL.

Montaj. Fixare.

Montaj pe plafon (in interior).

Se monteaza in tavan fals casetat sau in plafon continuu.

Sistem de fixare in plenumul de racord cu brida de fixare **BW**.

Accesorii optionale.

Plenum racord (adaptor tubulatura) – **PL** (cost suplimentar).
Sisteme de fixare.

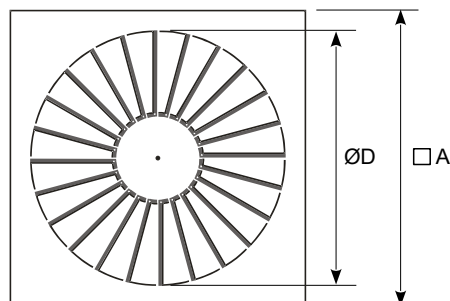
Cod comanda: **SWA-1 595 + ***

Cod produs
dimensiune

nespecificat - alb RAL9003 (standard)
RALxxxx - cod RAL optional

* accesorii optionale

Date tehnice



Dimensiuni

Dimensiuni	nr. lamele	□A	ØD
625	24	620	560
595*	24	595	530
500	24	498	430
400	24	398	340
300	24	298	240

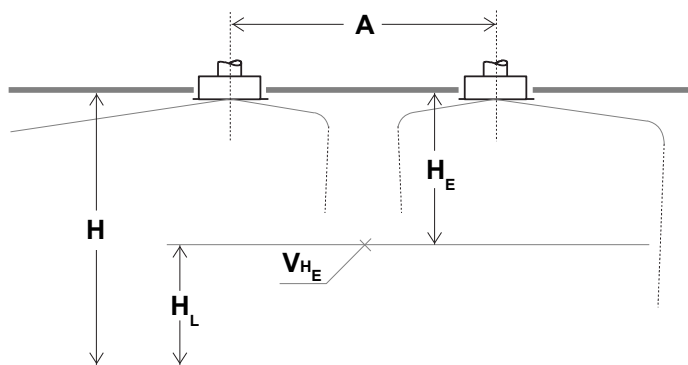
*dimensiuni exterioare 595x595; special pentru tavan casetat

Nu sunt disponibile alte dimensiuni.

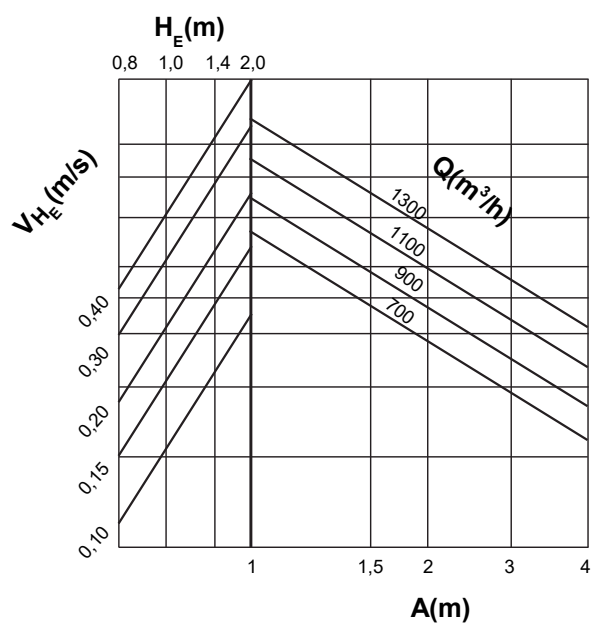
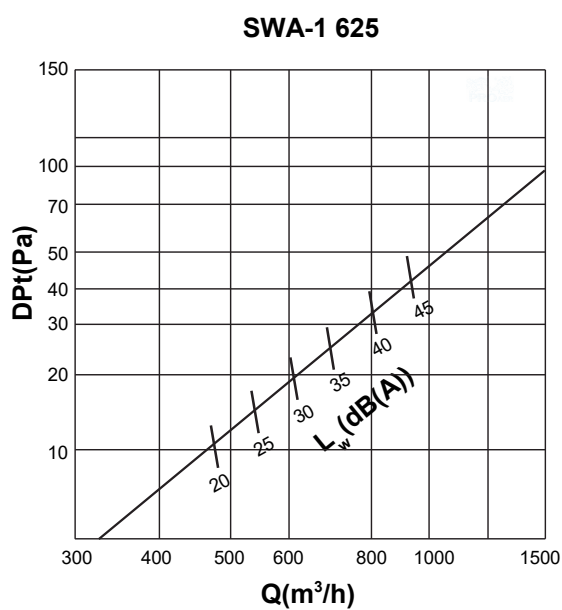
Difuzor elicoidal cu lamele fixe

SWA-1

Date tehnice

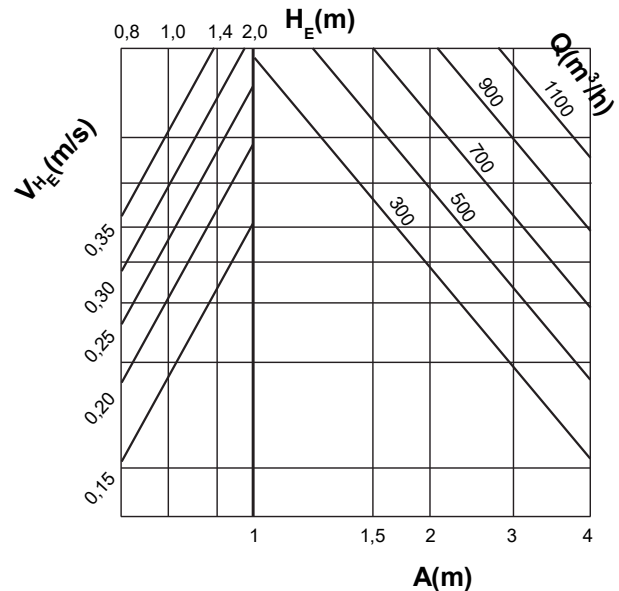
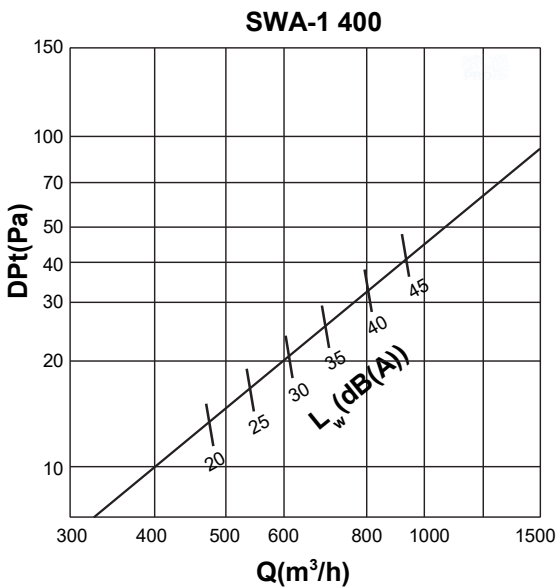
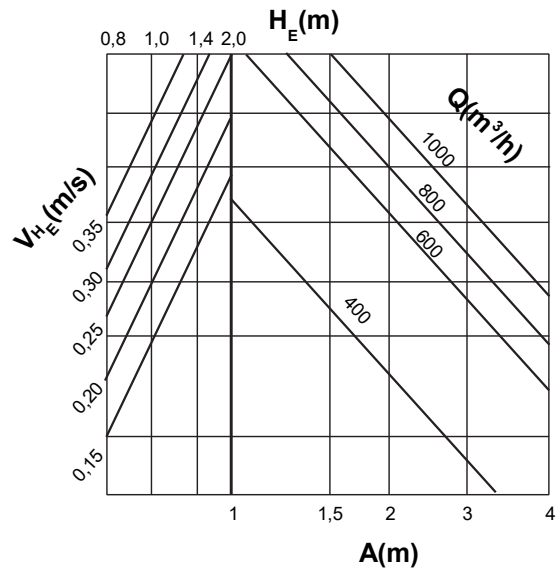
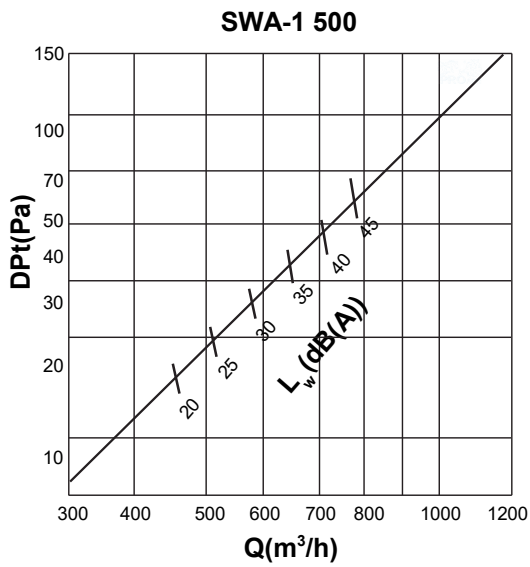
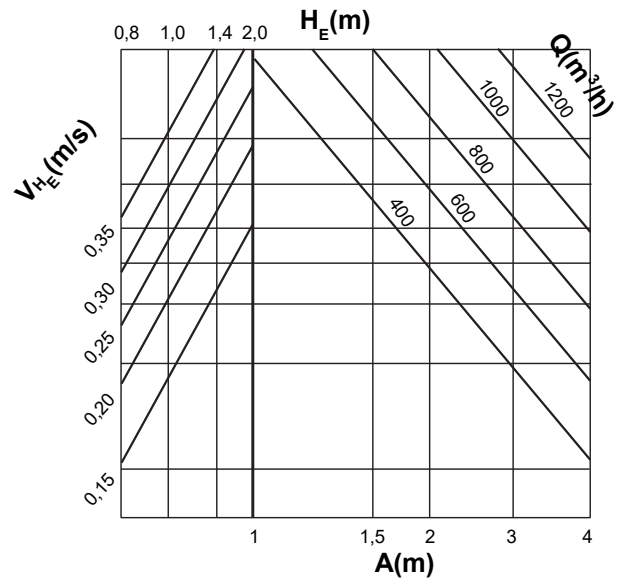
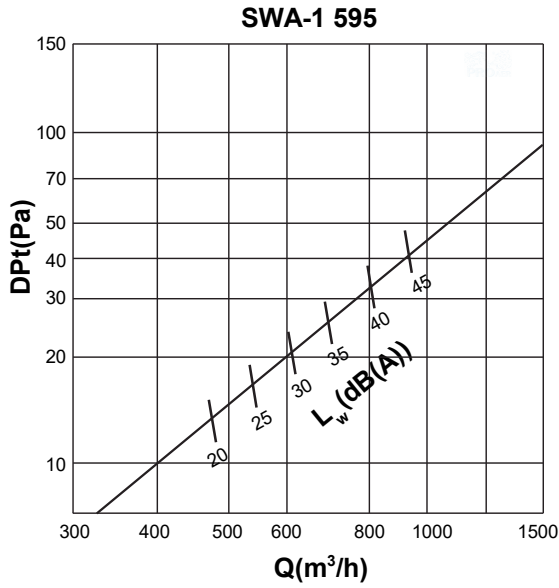


$H = 2,5\text{--}4,0$ m (inaltime incapere)
 $H_L = 1,8$ m (zona ocupata)
 $H_E = H - H_L$ (m)
 $A =$ distanta amplasare SWA (m)
 $V_{H_E} =$ viteza aer la intrare in zona H_L (m/s)



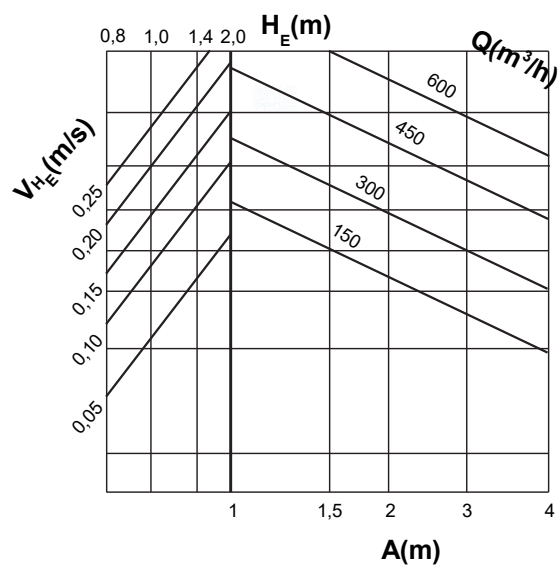
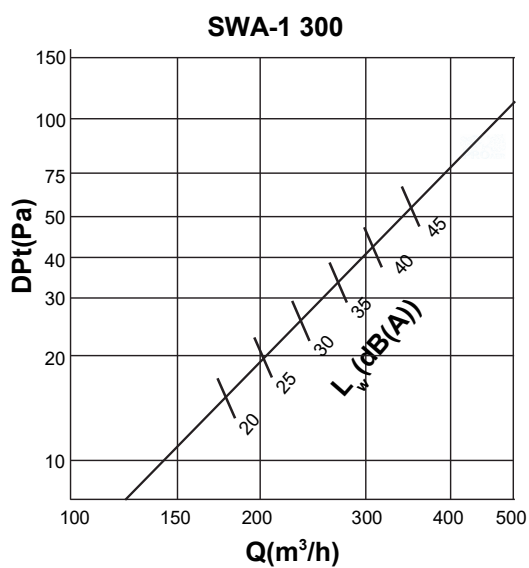
Difuzor elicoidal cu lamele fixe

SWA-1



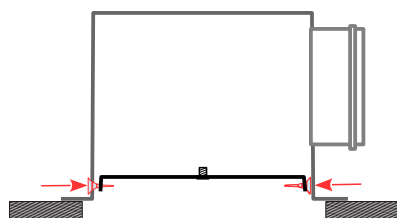
Difuzor elicoidal cu lamele fixe

SWA-1

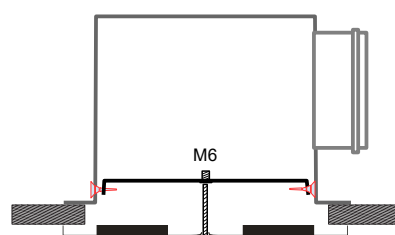


Montaj

Nota: Plenum-ul de racord **PL** si brida de fixare **BW** nu sunt incluse (cost suplimentar). Chiar in cazul in care plenumul de racord se furnizeaza impreuna cu difuzorul elicoidal, brida de fixare **NU** se livreaza montata in plenum. Acest lucru se face pe santier.




1. Ajustati si fixati brida **BW** in plenum



2. Fixati difuzorul elicoidal prin insurubare (surub M6x80) si aplicati dopul de mascare.

Brida de fixare **BW**



Brida de fixare **BW**

SWA-1	L
625	580
595	550
500	450
400	360
300	260