

# Difuzor elicoidal cu lamele fixe

## SWA-2



### Detalii constructive. Utilizare.

Difuzor elicoidal patrat (swirl diffuser) cu 24 lamele fixe dispuse radial.

Utilizate pentru refulare, aspiratie sau recirculare aer, in sisteme de ventilatie si aer conditionat.

### Material.

Placa patrata din otel.

### Finisaj.

Finisaj standard: alb RAL9003.

Finisaje optionale: alte nuante RAL.

### Montaj. Fixare.

Montaj pe plafon (in interior).

Se monteaza in tavan fals casetat sau in plafon continuu.

Sistem de fixare in plenumul de racord cu brida de fixare **BW**.

### Accesorii optionale.

Plenum racord (adaptor tubulatura) – **PL** (cost suplimentar).

Sisteme de fixare.

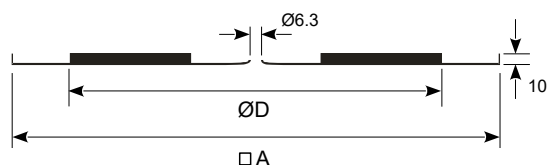
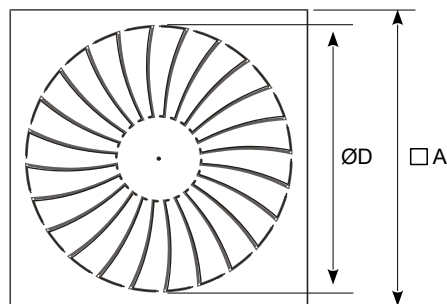
**Cod comanda: SWA-2 595 + \***

Cod produs  
dimensiune

nespecificat - alb RAL9003 (standard)  
RALxxxx - cod RAL optional

\* accesorii optionale

### Date tehnice



### Dimensiuni

Dimensiuni	nr. lamele	□A	ØD
625	24	620	560
595*	24	595	530
500	24	498	430
400	24	398	340
300	24	298	240

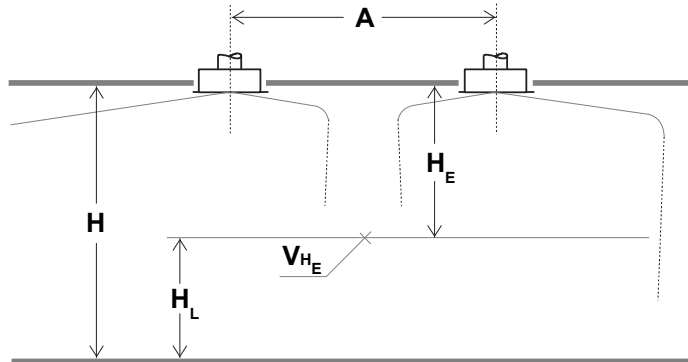
\*dimensiuni exterioare 595x595; special pentru tavan casetat (se livreaza standard fara gaura centrala de fixare)

Nu sunt disponibile alte dimensiuni.

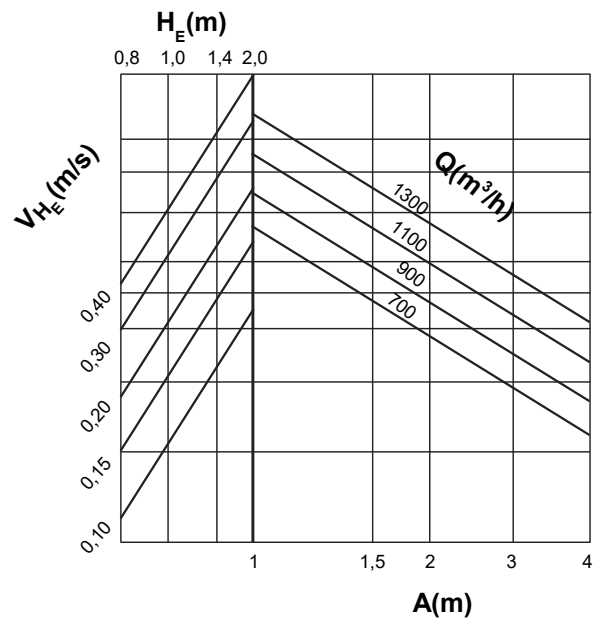
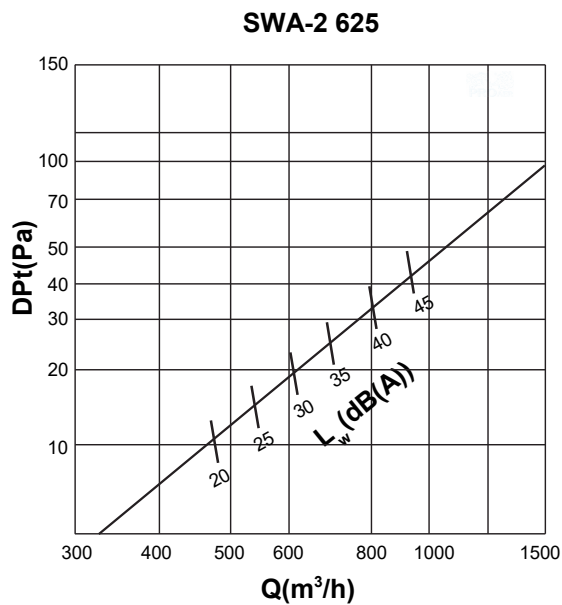
# Difuzor elicoidal cu lamele fixe

## SWA-2

### Date tehnice

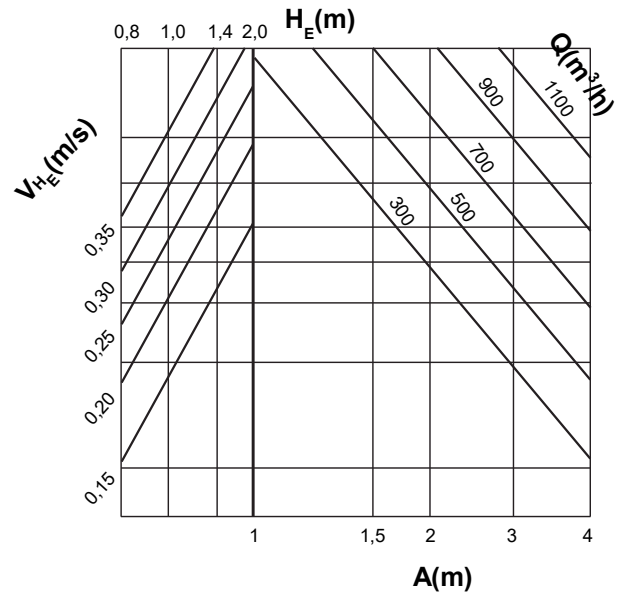
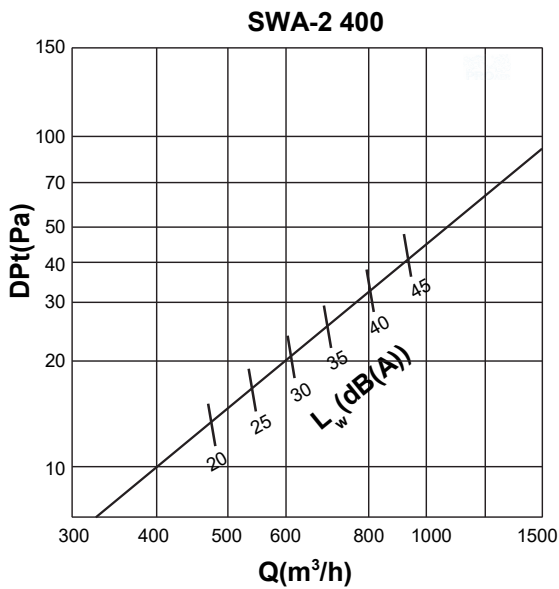
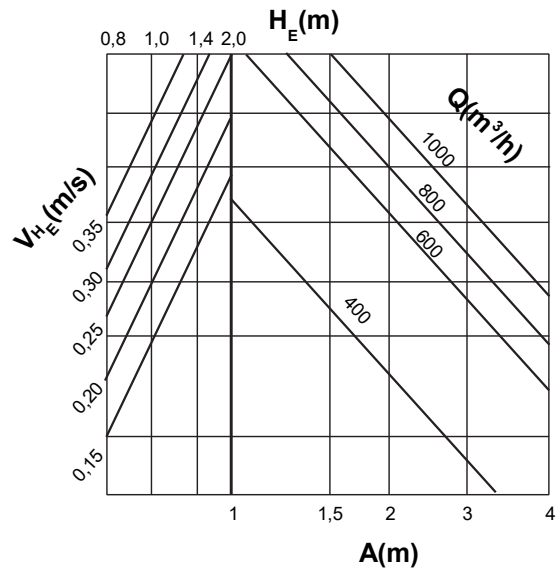
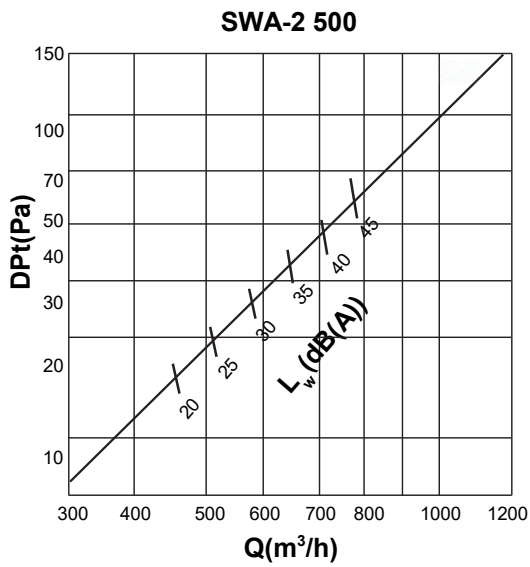
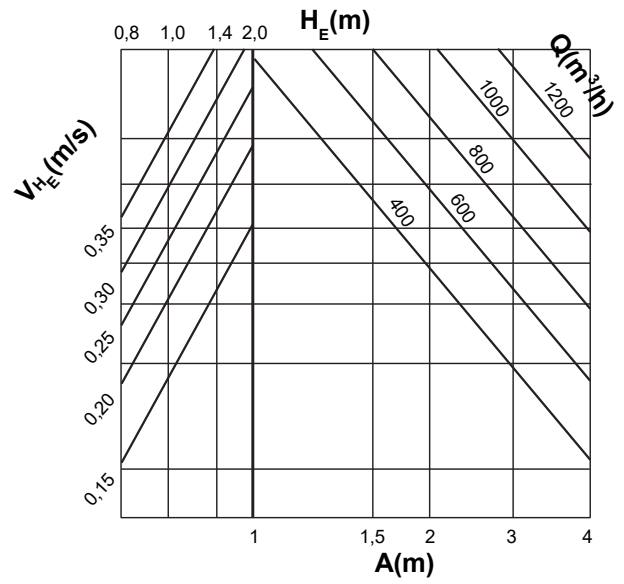
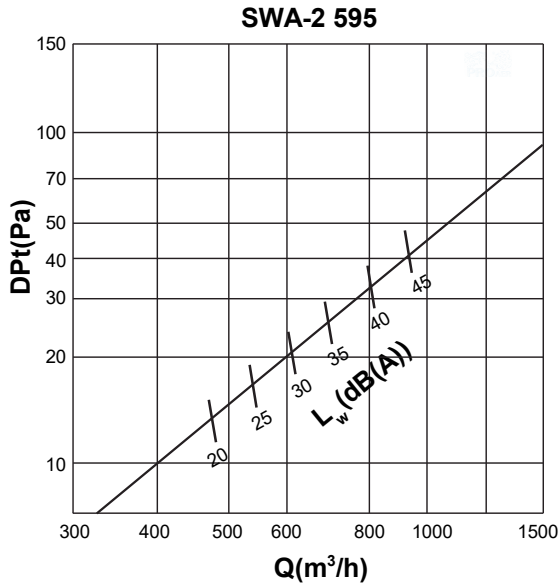


- $H = 2,5\text{--}4,0$  m (inaltime incapere)
- $H_L = 1,8$  m (zona ocupata)
- $H_E = H - H_L$  (m)
- $A =$  distanta amplasare SWR (m)
- $V_{H_E} =$  viteza aer la intrare in zona  $H_L$  (m/s)



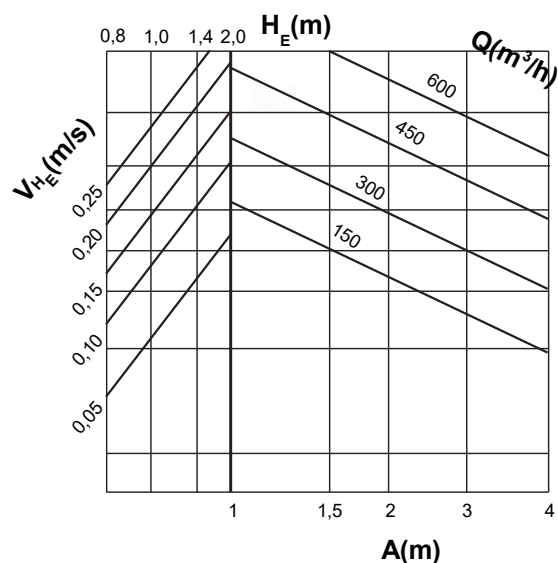
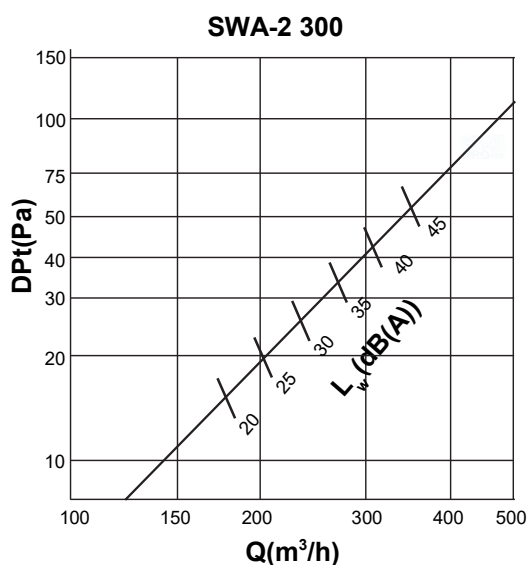
# Difuzor elicoidal cu lamele fixe

## SWA-2



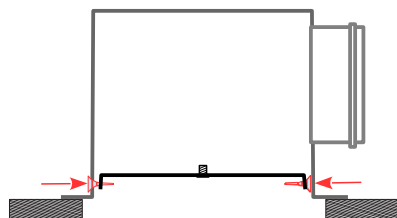
# Difuzor elicoidal cu lamele fixe

## SWA-2

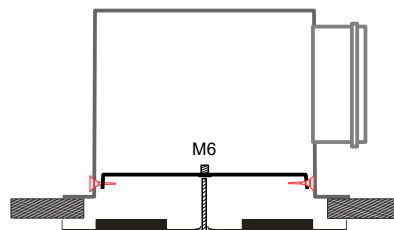


## Montaj

**Nota:** Plenum-ul de racord **PL** si brida de fixare **BW** nu sunt incluse (cost suplimentar). Chiar in cazul in care plenumul de racord se furnizeaza impreuna cu difuzorul elicoidal, brida de fixare **NU** se livreaza montata in plenum. Acest lucru se face pe santier.




1. Ajustati si fixati brida **BW** in plenum



2. Fixati difuzorul elicoidal prin insurubare (surub M6x80) si aplicati dopul de mascare.

### Brida de fixare **BW**



Brida de fixare **BW**

SWA-2	L
625	580
595	550
500	450
400	360
300	260