


Difuzor elicoidal cu lamele reglabile

SWR-1



Detalii constructive. Utilizare.

Difuzor elicoidal patrat (swirl diffuser) cu lamele dispuse eliptic, reglabile individual.

Utilizate pentru refulare, aspiratie sau recirculare aer, in sisteme de ventilatie si aer conditionat.

Material.

Placa patrata din otel.
Lamele deflectoare din material plastic.

Finisaj.

Finisaj standard: alb RAL9003.

Finisaje optionale:
- diverse nuante RAL (cost suplimentar)

Nota: indiferent de finisajul difuzorului, deflectorul are culoarea negru RAL9005.

Montaj. Fixare.

Montaj pe plafon (in interior).
Se monteaza in tavan fals casetat sau in plafon continuu.

Sistem de fixare in plenumul de racord cu brida de fixare **BW**.

Accesorii optionale.

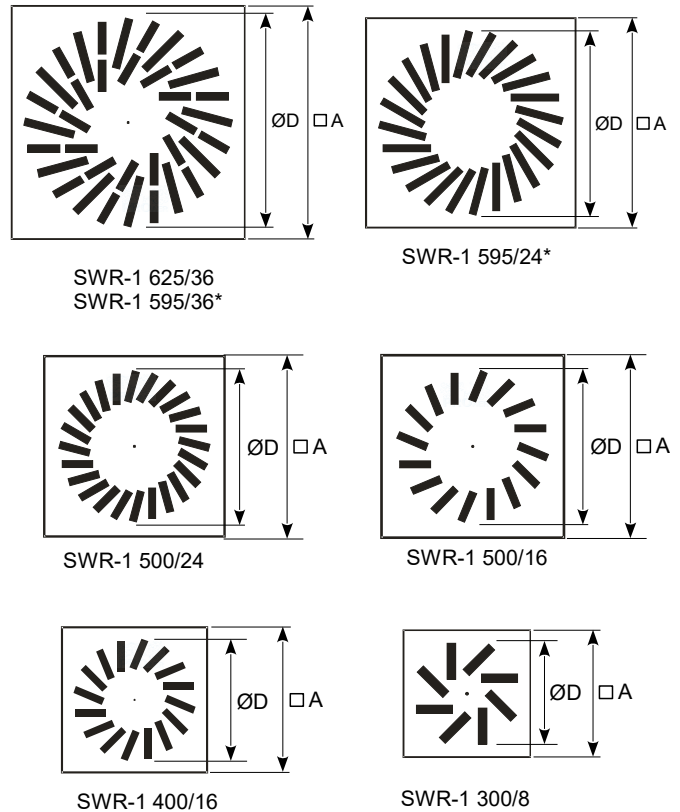
Plenum racord (adaptor tubulatura) – **PL** (cost suplimentar).
Sisteme de fixare.

Cod comanda: SWR-1 595 / 24 + *

Cod produs _____
dimensiune _____
nr. lamele deflectoare _____
necpecificat - alb RAL9003 (standard)
RALxxxx - cod RAL optional

* accesorii optionale

Date tehnice



Dimensiuni

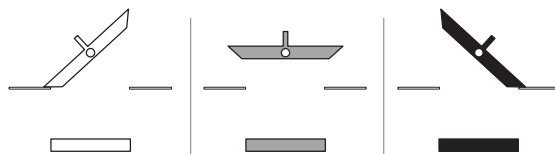
| Dimensiuni | nr. lamele | □A | ØD |
|------------|------------|-----|-----|
| 625/36 | 36 | 620 | 560 |
| 595/36* | 36 | 595 | 530 |
| 595/24* | 24 | 595 | 530 |
| 500/24 | 24 | 498 | 430 |
| 500/16 | 16 | 498 | 430 |
| 400/16 | 16 | 398 | 340 |
| 300/8 | 8 | 298 | 240 |

*dimensiuni exterioare 595x595; special pentru tavan casetat

Nu sunt disponibile alte dimensiuni.

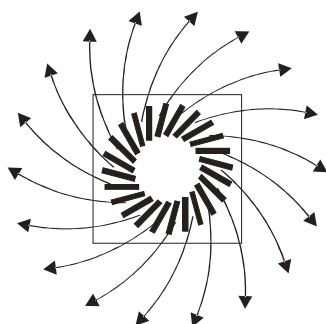
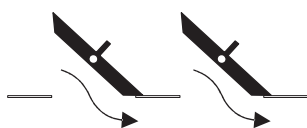
Difuzor elicoidal cu lamele reglabile

SWR-1

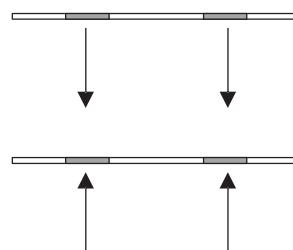
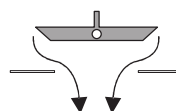


Pozitionare (orientare) lamele de difuzie.

Utilizare

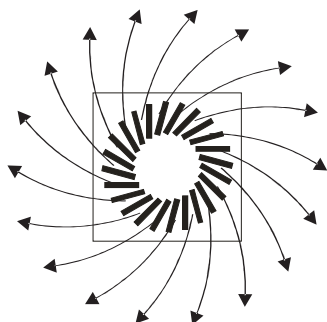


Difuzie orizontala uniforma.
Jet aer cu dispersie larga.
Utilizare: refulare/introducere.

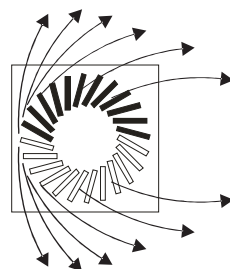


Difuzie verticala.
Utilizare: refulare/introducere
sau aspiratie / evacuare.

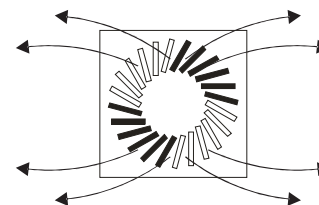
Directii de difuzie



Difuzie uniforma circulara.



Difuzie unilaterala.

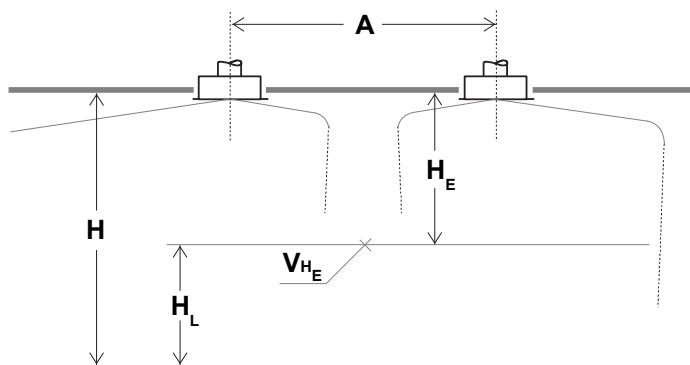


Difuzie bilaterala.

Difuzor elicoidal cu lamele reglabile

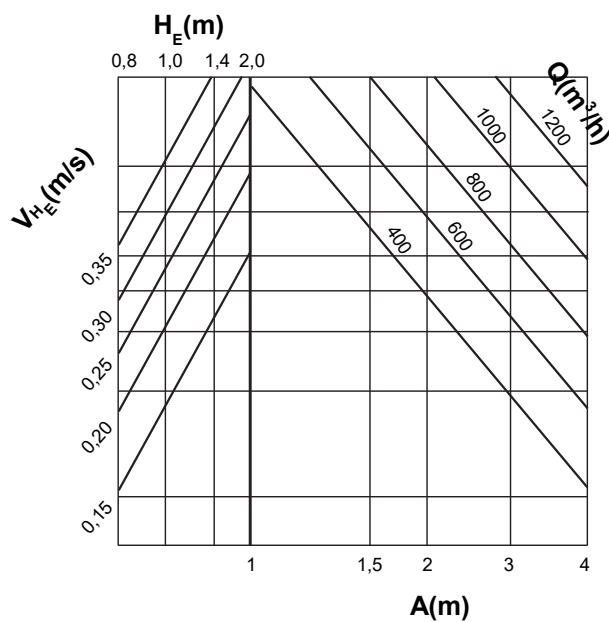
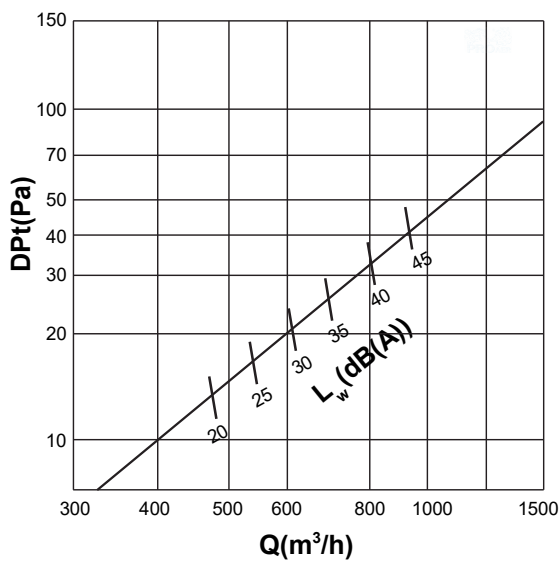
SWR-1

Date tehnice



$H = 2,5\sim 4,0$ m (inaltime incapere)
 $H_L = 1,8$ m (zona ocupata)
 $H_E = H - H_L$ (m)
 A = distanta amplasare SWR (m)
 V_{H_E} = viteza aer la intrare in zona H_L (m/s)

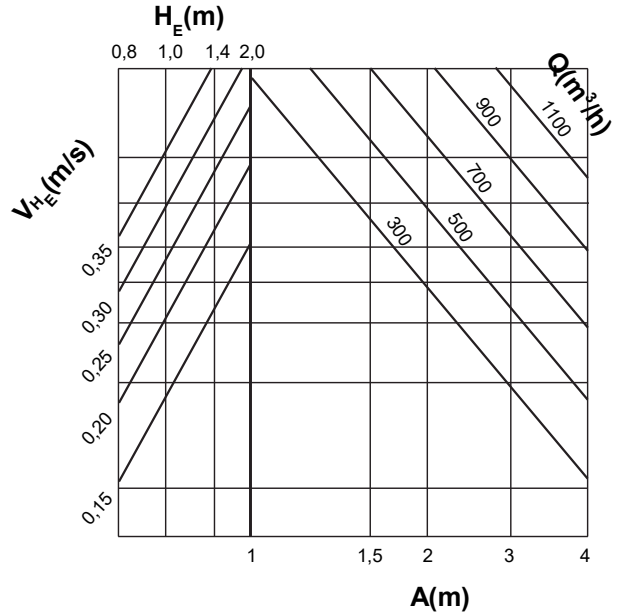
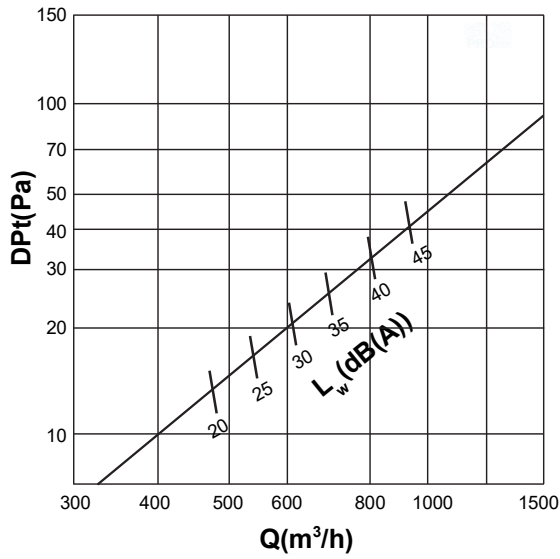
SWR-1 625/36
SWR-1 595/36



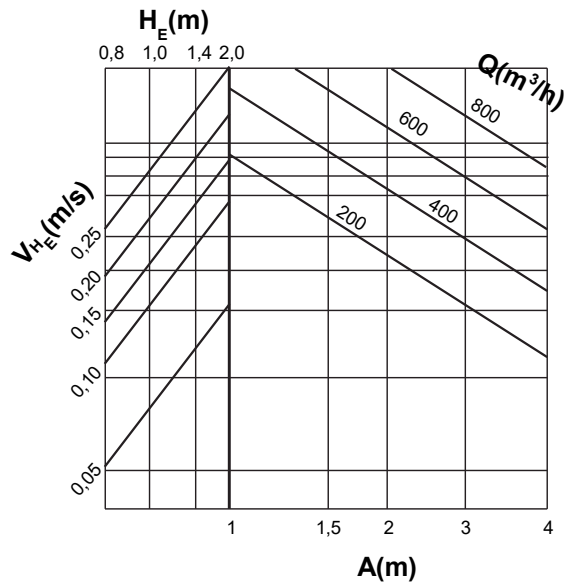
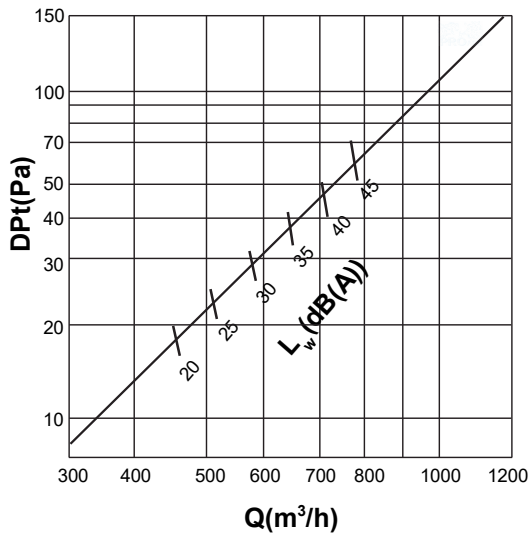
Difuzor elicoidal cu lamele reglabile

SWR-1

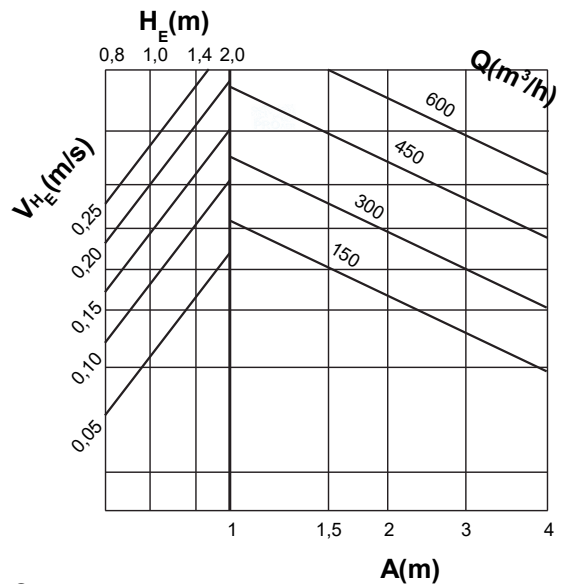
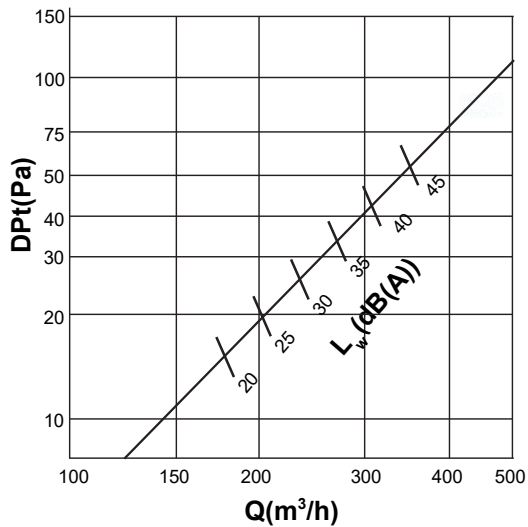
SWR-1 595/24



SWR-1 500/24

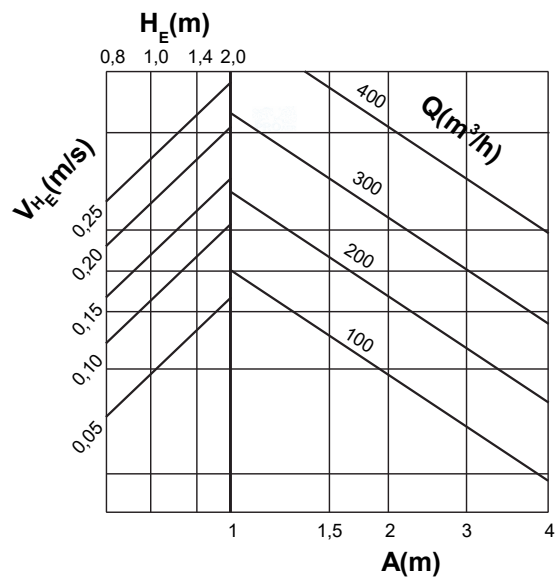
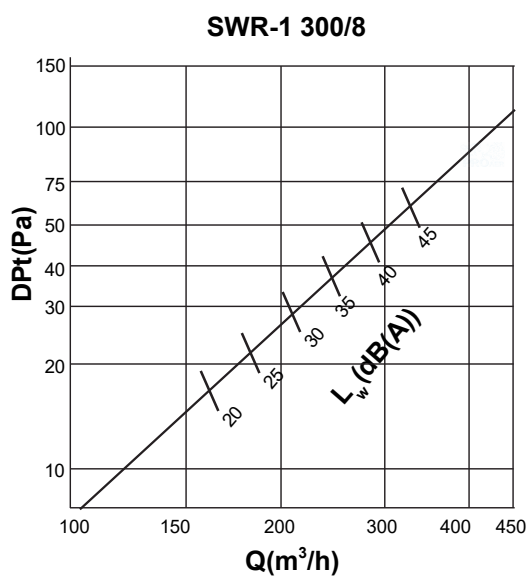
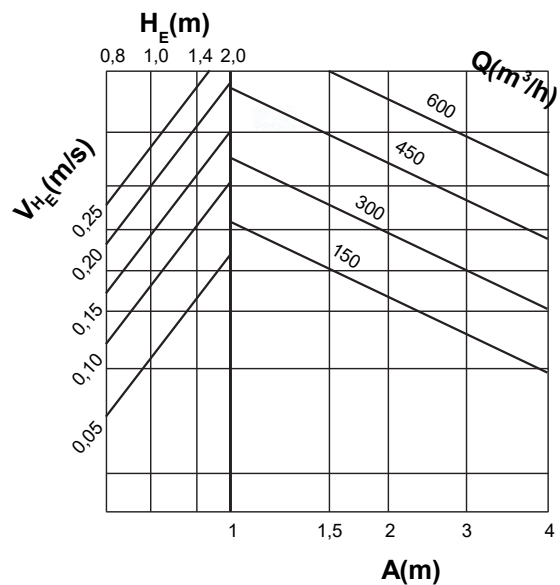
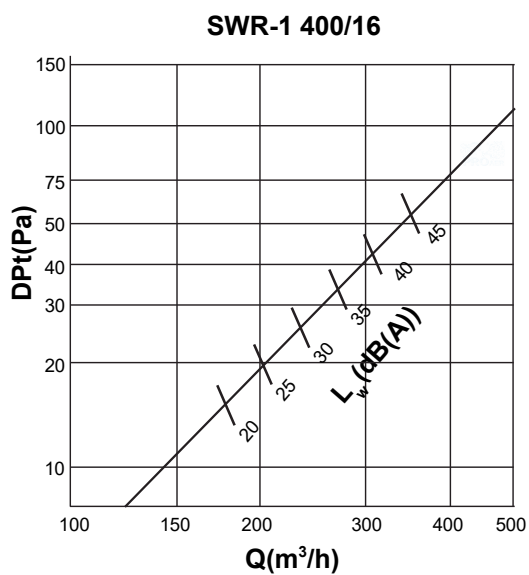


SWR-1 500/16



Difuzor elicoidal cu lamele reglabile

SWR-1

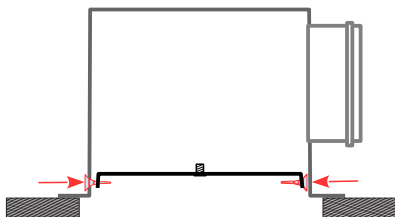


Difuzor elicoidal cu lamele reglabile

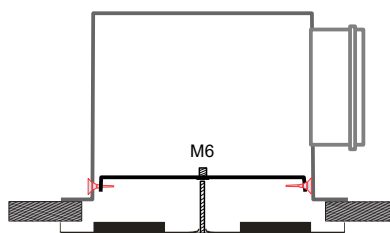
SWR-1

Montaj

Nota: Plenum-ul de racord **PL** si brida de fixare **BW** nu sunt incluse (cost suplimentar)
Chiar in cazul in care plenumul de racord se furnizeaza impreuna cu difuzorul elicoidal,
brida de fixare **NU** se livreaza montata in plenum. Acest lucru se face pe santier.

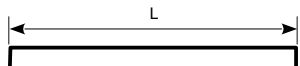


1. Ajustati si fixati brida **BW** in plenum



2. Fixati difuzorul elicoidal prin insurubare (surub M6x80) si aplicati dopul de mascare.

Brida de fixare **BW**



Brida de fixare **BW**

| SWR-1 | L |
|------------------|-----|
| 625/36 | 580 |
| 595/36 595/24 | 550 |
| 500/24 500/16 | 450 |
| 400/16 | 360 |
| 300/8 | 260 |