


Hinged external louvre with air filter

EXT-FA



Specifications

Hinged external weather louvre with fixed blades, inclined at 45°, with special rain prevention profile, with mini-latch opening system and detachable air filter G4 class. Supplied standard with wire mesh (eye according to size). Free area approx. 68%. Pitch 38 mm.

Used for air intake or exhaust, in ventilation systems.

Material

Aluminium.
Expanded galvanized steel mesh.

Finish

Standard finish: natural aluminium.

Optional finishing:
- different RAL (extra cost)
- anodized aluminium

Mounting / Fixing

Mounting on walls (outside), only in vertical position.
Fixing with visible screws (countersunk hole in frame)

Optional accessories

Plenum box – PL (extra cost).

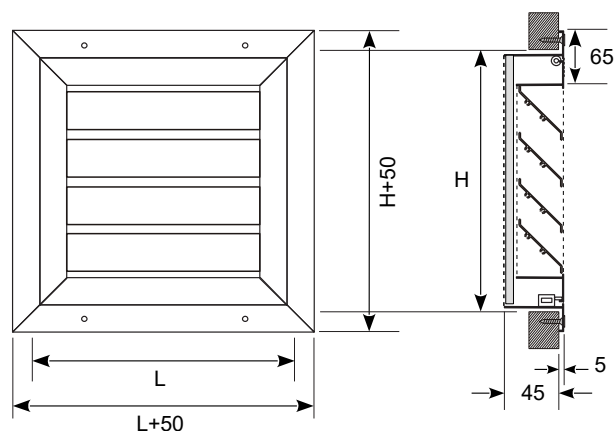
Order code: **EXT-FA** **aaa x bbb** **+***

Product code _____
opening length L (mm) _____
opening height H (mm) _____

not specified - ALU (natural aluminium) standard
RALxxxx - optional RAL code _____

* optional accessories

Technical data



LxH - opening hole size

Grille neck size: (L-10) x (H-10)

Standard sizes

L	H	Q (m ³ /h) @ Vef 1,5 (m/s) with G4 filter
400	400	588
500	500	997
600	600	1516

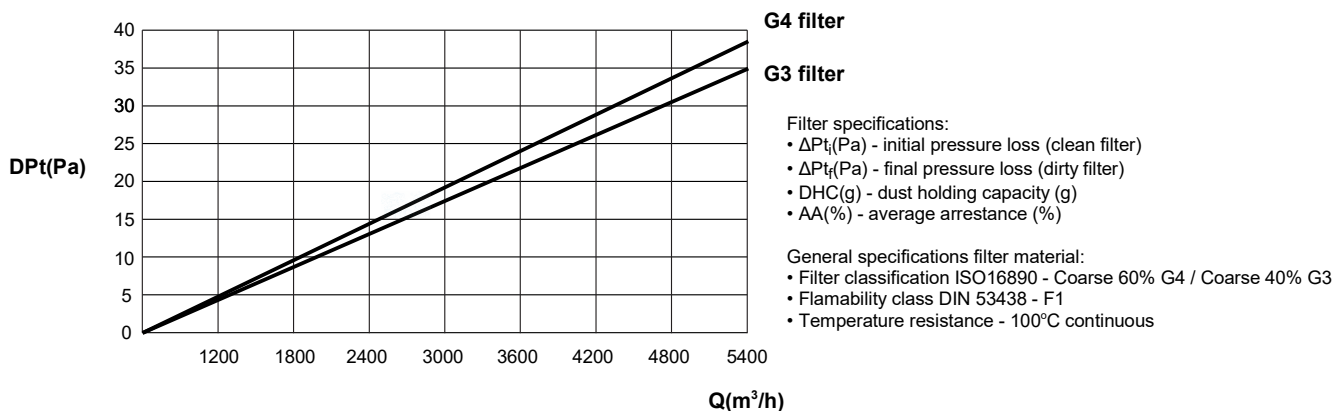
Available sizes

Can be manufactured with custom sizes between:
LxH 400x400 mm ~ LxH 1000x1000 mm (opening size).


Hinged external louvre with air filter

EXT-FA

Technical data



Fixing



Fixing with visible screws (**standard**).
Screws are supplied at the same color as grille.


Filter replacement



The filter is mounted between the hinged grille and the wire mesh. For filter replacement open the grille by pressing on mini-latches system.

Spare filter:
- class G4 - **FG4**

Optional accessories



PL – Plenum box (extra cost)

Variants:
- uninsulated / thermal insulated
- axial or lateral spigot