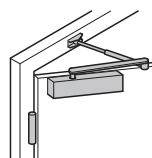
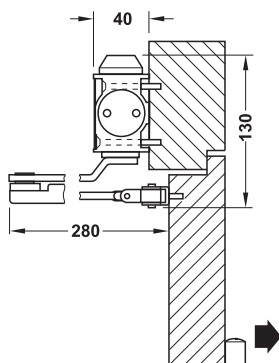
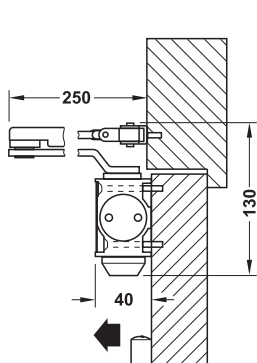
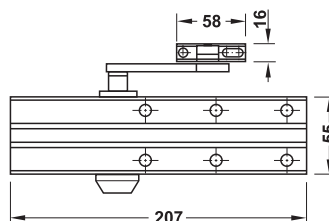
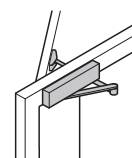


DCL 15, DCL 16 EN 2 – 4



Standard installation
(door leaf installation)
on pull side



Overhead installation
(transom fixing)
on push side

5

Fire resistance and smoke control

F Tested for fire resistant and smoke control doors.

X The use of a hold open device on fire resistant and smoke control doors is not permitted.

- Version: Optionally with standard arm or interlocking hold open arm
- Installation: Suitable for standard installation on pull side and overhead installation on push side
- Adjustment facility: Closing speed continuously adjustable, backcheck adjustable, latching action continuously adjustable
- Closing force: 3
- Door width: <1100 mm
- Opening angle: <180°
- Hold open angle: <145°
- Mounting: For DIN left hand and DIN right hand use
- Standard: Certified in compliance with EN 1154:1996/A1:2002
- Class:

4	8	3	1	1	3
---	---	---	---	---	---

Supplied with

Door closer complete with arm

		Silver colour lacquered
DCL 15 set		
1 DCL 15 with standard arm	F	931.84.629
DCL 16 set		
1 DCL 16 with hold open arm	X	931.84.639

DGH-B-INT 2010, HDE-en, 06/10; Dimensional data not binding. We reserve the right to alter specifications without notice.