




TUTORIAL IDENTIFICARE MODEL TELECOMANDA CENMAX

1. A Trimiteti o poza pe salut@tck.ro cu interiorul telecomenzii (fara carcasa).

Puteti identifica in poza de mai jos telecomanda cu frecventa 433 Mhz , prin eticheta lipita pe processor, cu codul 433, sau prin codul trecut pe quart SRA433. Daca nu gasiti aceste indicii, treceti la pasul 2.



Fara cod scris



1.B. Telecomenzi cod saritor pentru CM222, fabricate dupa anul 2008

2. Desfaceti unitatea alarmei, si pe placa de bord se afla un receptor, situat pe margine, perpendicular, avand un fir ce reprezinta antena.

Exista o bobina din plastic ce poate avea 3 culori:

Rosu cu doua spire: cod 433 Mhz, cod saritor


Rosu cu trei spire: cod 310 Mhz, cod fix

Galben: cod 310 Mhz, cod fix

Maro: cod 433 Mhz, cod fix




RECEPTOR ROSU CU 3 SPIRE-COD 310 MHZ




RECEPTOR ROSU CU 2 SPIRE-COD 433 MHZ

Valabil si la alarmele 222SR, 433 Mh cod fix



RECEPTOR MARO-COD 433 MHZ



RECEPTOR GALBEN-COD 310 MHZ

2. Daca nu aveti o telecomanda functionala sau nu puteti identifica codul conform indicatiilor, trimiteti unitatea la sediul nostru, pentru a va gasi telecomanda potrivita.

Adresa: TCK Centrum SRL

str Principala nr 61A, localitate Viisoara, jud Bistrita-Nasaud

Tel: 0722606622