

GODA II 1S

D- Montageanleitung

GB- Assembly instructions

F- Instructions de montage

PL- Instrukcja montażu

RU- Инструкция по монтажу

NL- Montagehandleiding

TR- Montaj talimatı

RO- Instrucțiuni de montaj

IT- Istruzioni per il montaggio

SK- Návod na montáž

CZ- Návod k montáži

HU- Szerelési útmutató

BG- Ръководство за монтаж

P- Instruções de montagem

ES- Instrucciones de montaje

SRB- Uputstvo za montažu

SLO- Navodila za vgradnjo

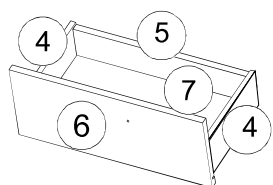
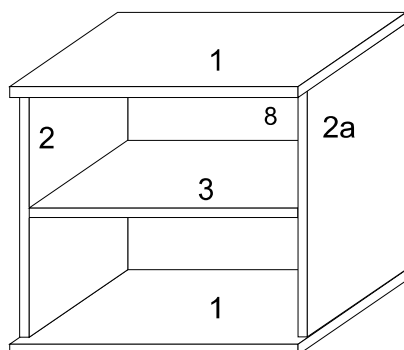
HR- Upute za montažu

LT- Montavimo instrukcija

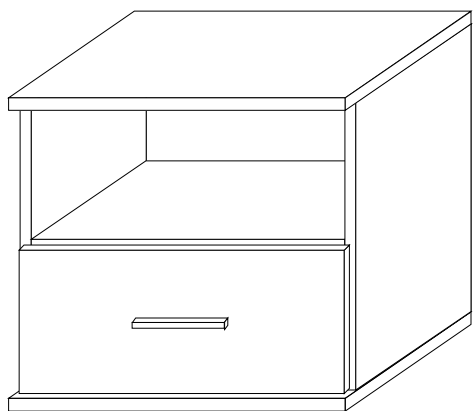
LV- Montāžas instrukcija

EST- Montaažjuhend

S- Monteringsanvisning



1	2szt.	480x350
2	1szt.	450x330
2a	1szt.	450x330
3	1szt.	445x330
4	2szt.	300x120
5	1szt.	387x115
6	1szt.	475x220
7	1szt.	306x407
8	1szt.	480x475



INSTRUKCJA MONTAŻU


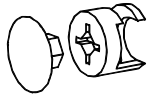
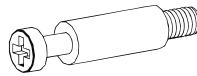
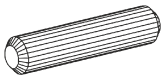

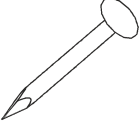
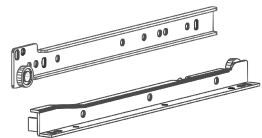

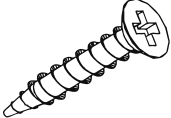
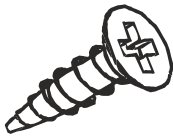



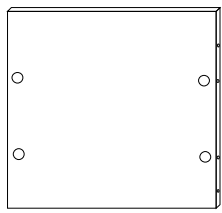
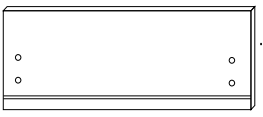
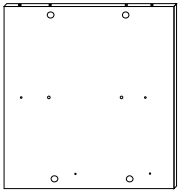
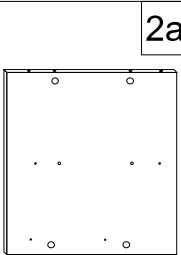




Goda II 1S

PRZED ROZPOCZĘCIEM MONTAŻU ZAPOZNAĆ SIĘ Z INSTRUKCJĄ

Mielőtt olvasni a telepítési utasításokat

Než budete číst respektování pokynů pro instalaci

Než budete čítať rešpektování pokynov pre inštaláciu

<p>KI</p>  <p>x1</p>	<p>M</p>  <p>x12</p>	<p>T</p>  <p>x12</p>	<p>K</p>  <p>x20</p>
<p>N</p>  <p>x4</p>	<p>G</p>  <p>x40</p>	<p>P</p>  <p>x1</p>	<p>U</p>  <p>x1</p>
<p>W1 4x20</p>	<p>W2 3x16</p>	<p>W3 4x27</p>	<p>W4 Euro</p>
 <p>x4</p>	 <p>x4</p>	 <p>x2</p>	 <p>x4</p>
<p>1</p>  <p>x2</p>	<p>3</p>  <p>x1</p>	<p>6</p>  <p>x1</p>	
<p>2</p>  <p>x1</p> <p>2a</p>  <p>x1</p>	<p>4</p>  <p>x2</p>	<p>7</p>  <p>x1</p>	
<p>5</p>  <p>x1</p>	<p>8</p>  <p>x1</p>		

