


## General description

Self-adhesive hangers are designed to fix efficiently insulation on smooth surfaces such as air ducts, attenuators, chambers and enclosures.

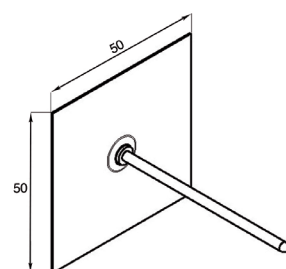
It consists of a pin, firmly mounted on a high quality self-adhesive base.

Locking washers supplied in each box.




## Technical specifications

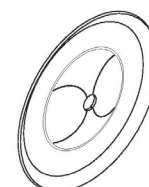
<b>Base</b>	Material	Galvanized steel
	Dimensions	50 x 50 mm (2" x 2")
	Thickness	0,4 mm (28 ga.)
<b>Shank</b>	Material	Stainless steel 304
	Diameter	2,7 mm (12 ga.)
	Lengths	25 to 400 mm (1" to 16")



<b>Adhesive</b>	Base	White, cross-linked, closed-cell polyethylene foam
	Coating	Modified acrylate adhesive on both sides
	Liner	Siliconized paper
	Thickness	1 mm
Power (FINAT-TM 1, on stainless steel, one side covered with 50 microns polyester film)		
	1 minute	>18 N/25 mm
	20 minutes	tear
	24 hours	tear
Shear strength (FINAT-TM 8, on stainless steel, one side covered with 50 microns polyester film)		
	23 °C	>150 hours
	70 °C	1 hour



<b>Locking washer : CL 2-30-SS</b>	Material	Stainless steel 304 spring type
	Diameter	30 mm (1 3/16")
	Thickness	0,33 mm (29 ga.)
	Edges	Bevelled



## Application recommendation

Application	<ul style="list-style-type: none"> <li>* Surfaces should be clean and dry, free of dust, grease, oil and any other loose matter.</li> <li>* Do not use degreasing products</li> <li>* Not for use in application likely to make contact with chlorinated, cetonic or esther solvents</li> </ul>
Application temperature	+15 °C to +25 °C (+60°F to +80°F)
Holding temperature	-40 °C to +80 °C (-40°F to +180°F)


## Storage

2 years when stored in a dry place. +10 °C to +30 °C (+50°F to +90°F), with 50% relative humidity.

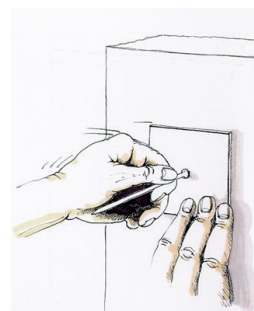
## Application



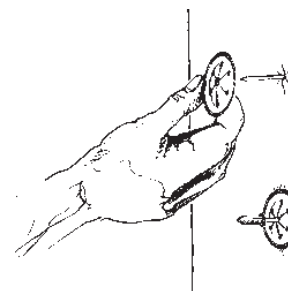

Apply at temperature range +15°C to +25°C (+60°F to +80°F). Surfaces should be clean and dry, free of dust, grease, oil and any other loose matter. Do not use degreasing products. Not for use in application likely to make contact with chlorinated, cetonic or esther solvents.



Remove the protective release paper taking care not to touch the adhesive



Place the hanger in the required position and press the base against the surface to be insulated



Insulation can be impaled immediately and firmly locked with locking washers, but maximum strength of adherence is achieved after 24 hours. If necessary, cover the pin with protective cap.

Information contained herein is based on careful tests and experience. It reflects our knowledge and is for guidance purpose only. It is given in good faith and user should ensure that the product is fit for purpose before any application. The quoted values are average and should not be taken as maximum or minimum values for specific purposes. Manufacturer and distributor are not responsible for any non-recommended use or consequential damage.

2016.04.04