


# Difuzor elicoidal circular cu lamele reglabile

## CWR-2



### Detalii constructive. Utilizare.

Difuzor elicoidal circular (swirl diffuser) cu lamele dispuse radial, reglabile individual.

Utilizate pentru refulare, aspiratie sau recirculare aer, in sisteme de ventilatie si aer conditionat.

### Material.

Placa circulara din otel.  
Lamele deflectoare din material plastic.

### Finisaj.

Finisaj standard: alb RAL9003.

Finisaje optionale:  
- diverse nuante RAL (cost suplimentar)

Nota: indiferent de finisajul difuzorului, deflectorul are culoarea negru RAL9005.

### Montaj. Fixare.

Montaj pe plafon (in interior).  
Se monteaza in tavan fals casetat sau in plafon continuu.

Sistem de fixare in plenumul de racord cu brida de fixare **BW**.

### Accesorii optionale.

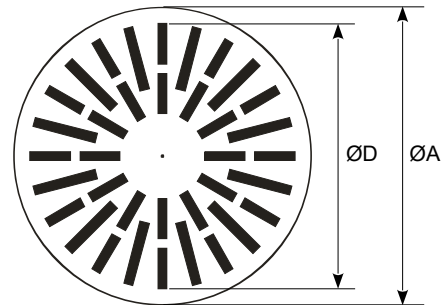
Plenum racord (adaptor tubulatura) – **PSW** (cost suplimentar).  
Sisteme de fixare.

**Cod comanda: CWR-2 595 / 36 + \***

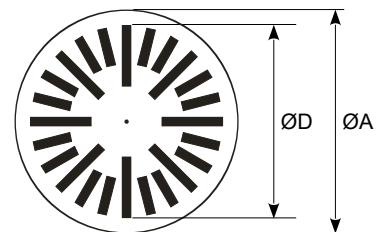
Cod produs \_\_\_\_\_  
dimensiune \_\_\_\_\_  
nr. lamele deflectoare \_\_\_\_\_  
nespecificat - alb RAL9003 (standard)  
RALxxxx - cod RAL optional

\* accesorii optionale

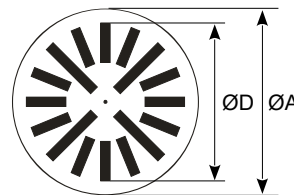
### Date tehnice



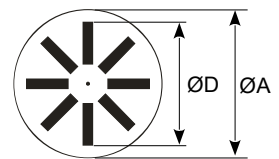
CWR-2 625/36  
CWR-2 595/36



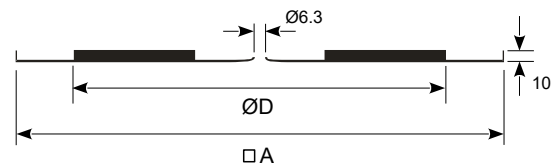
CWR-2 500/24



CWR-2 400/16



CWR-2 300/8



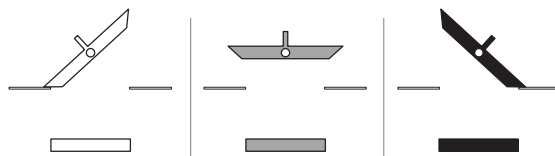
### Dimensiuni

Dimensiuni	nr. lamele	ØA	ØD
625/36	36	625	560
595/36	36	595	530
500/24	24	500	430
400/16	16	400	340
300/8	8	300	240

Nu sunt disponibile alte dimensiuni.

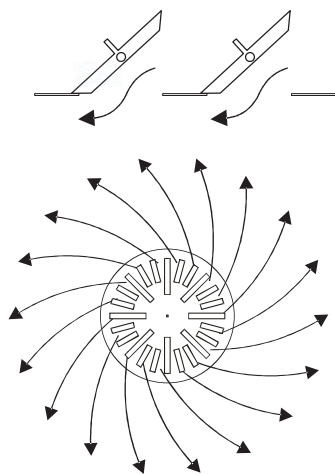
# Difuzor elicoidal circular cu lamele reglabile

## CWR-2

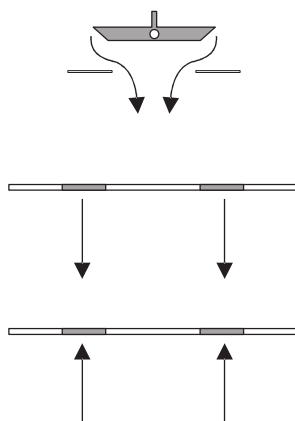


Pozitionare (orientare) lamele de difuzie.

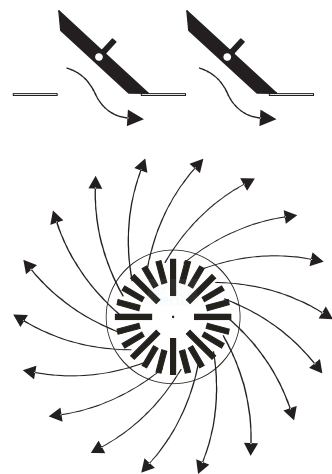
### Utilizare



Difuzie orizontala uniforma.  
Jet aer cu dispersie larga.  
Utilizare: refulare/introducere.

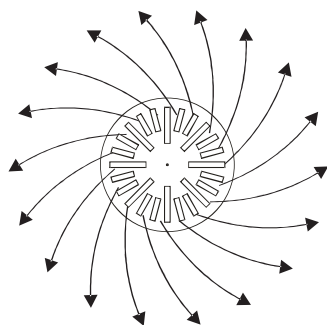


Difuzie verticala.  
Utilizare: refulare/introducere  
sau aspiratie / evacuare.

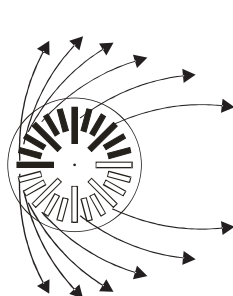


Difuzie orizontala uniforma.  
Jet aer cu dispersie larga.  
Utilizare: refulare/introducere.

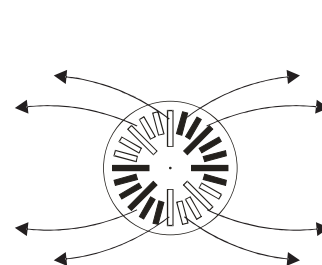
### Directii de difuzie



Difuzie uniforma circulara.



Difuzie in trei directii.

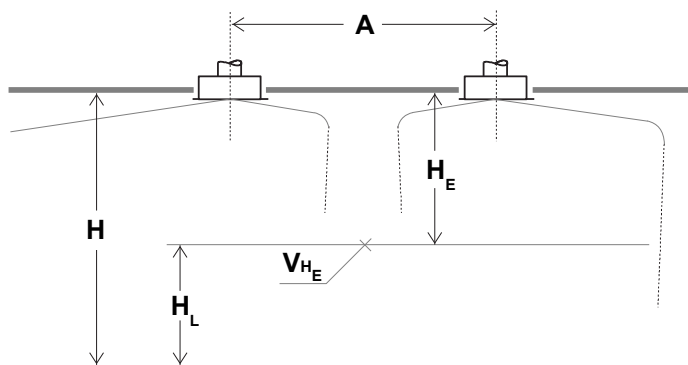


Difuzie bilaterala.

# Difuzor elicoidal circular cu lamele reglabile

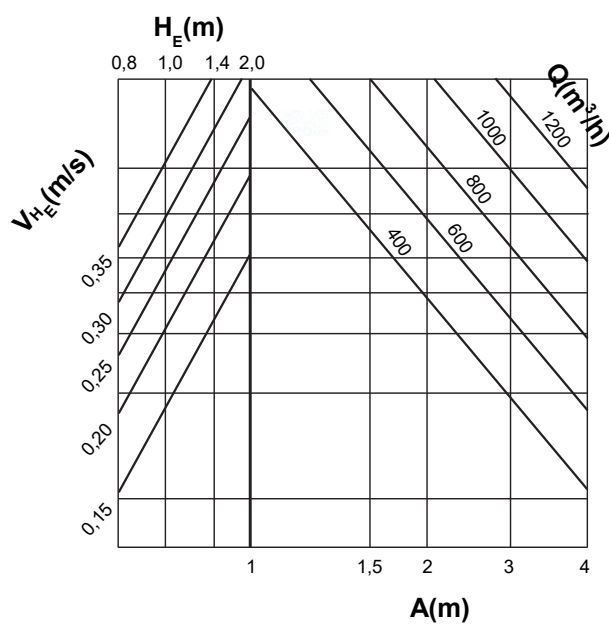
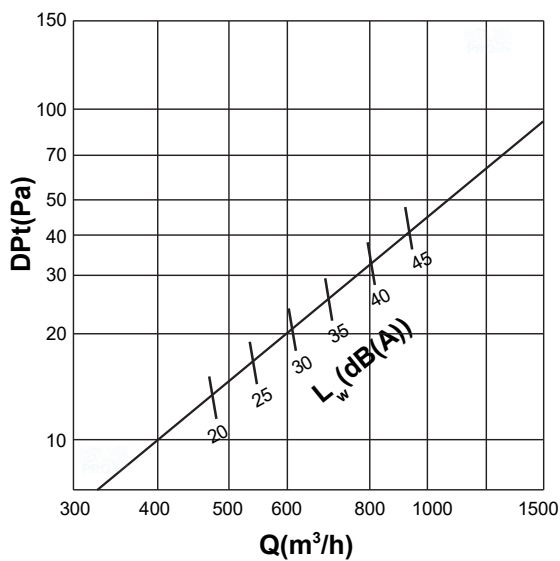
## CWR-2

### Date tehnice



- $H = 2,5\sim 4,0$  m (inaltime incapere)
- $H_L = 1,8$  m (zona ocupata)
- $H_E = H - H_L$  (m)
- $A =$  distanta amplasare SWR (m)
- $V_{H_E} =$  viteza aer la intrare in zona  $H_L$  (m/s)

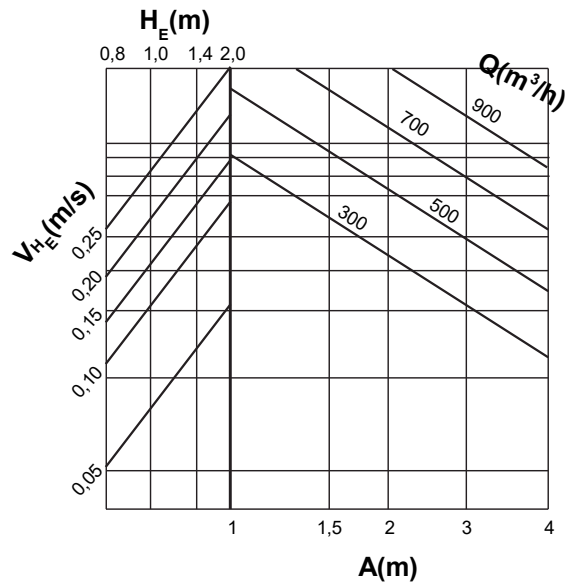
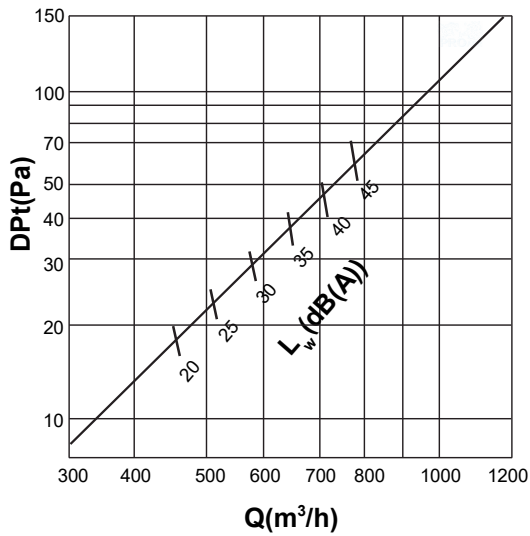
CWR-2 625/36  
CWR-2 595/36



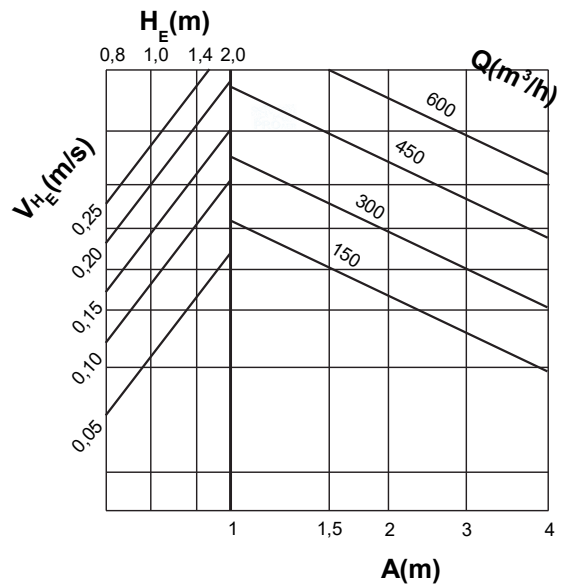
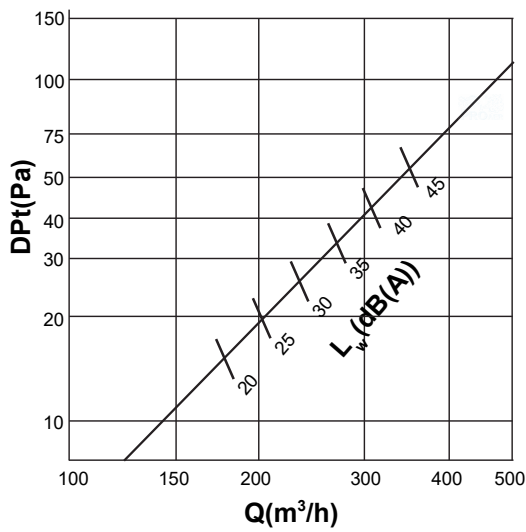
# Difuzor elicoidal circular cu lamele reglabile

## CWR-2

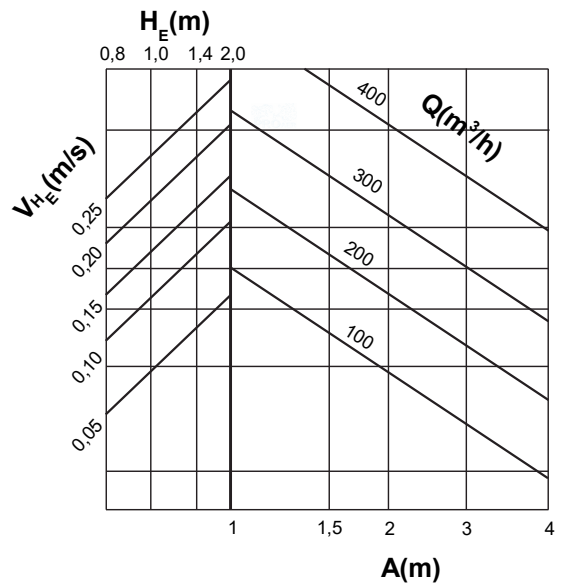
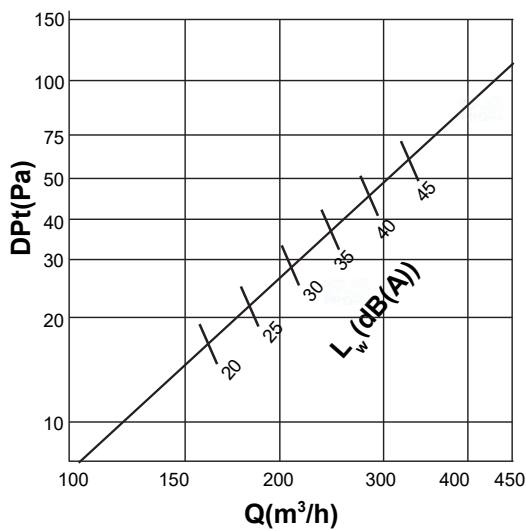
**CWR-2 500/24**



**CWR-2 400/16**



**CWR-2 300/8**

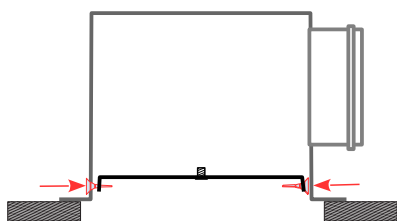


# Difuzor elicoidal circular cu lamele reglabile

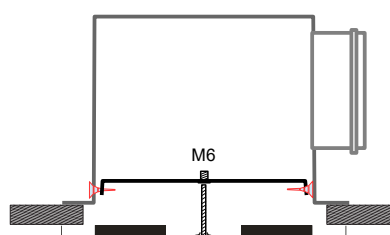
## CWR-2

### Montaj

**Nota:** Plenum-ul de racord **PSW** si brida de fixare **BW** nu sunt incluse (cost suplimentar)  
Chiar in cazul in care plenumul de racord se furnizeaza impreuna cu difuzorul elicoidal,  
brida de fixare NU se livreaza montata in plenum. Acest lucru se face pe santier.

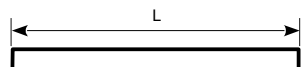


1. Ajustati si fixati brida **BW** in plenum



2. Fixati difuzorul elicoidal prin insurubare (surub M6x80) si aplicati dopul de mascare.

### Brida de fixare **BW**



Brida de fixare **BW**

CWR-2	L
625	580
595	550
500	450
400	360
300	260