

# Difuzor elicoidal cu lamele reglabile

## SWR-3



### Detalii constructive. Utilizare.

Difuzor elicoidal patrat (swirl diffuser) cu lamele dispuse radial extins, reglabile individual.

Utilizate pentru refulare, aspiratie sau recirculare aer, in sisteme de ventilatie si aer conditionat.

### Material.

Placa patrata din otel.  
Lamele deflectoare din material plastic.

### Finisaj.

Finisaj standard: alb RAL9003.

Finisaje optionale:  
- diverse nuante RAL (cost suplimentar)

Nota: indiferent de finisajul difuzorului, deflectorul are culoarea negru RAL9005.

### Montaj. Fixare.

Montaj pe plafon (in interior).  
Se monteaza in tavan fals casetat sau in plafon continuu.

Sistem de fixare in plenumul de racord cu brida de fixare **BW**.

### Accesorii optionale.

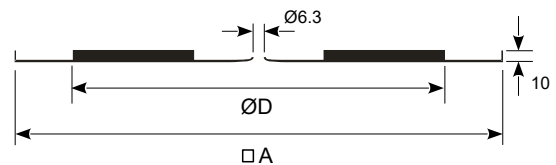
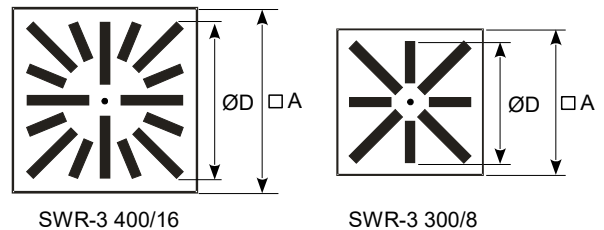
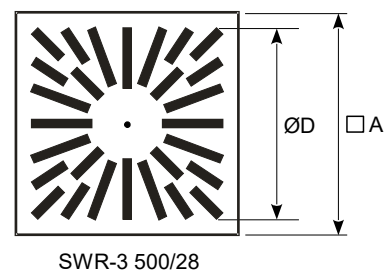
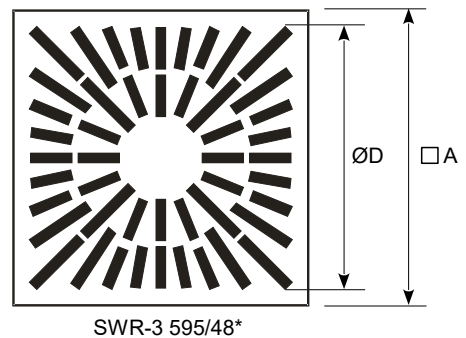
Plenum racord (adaptor tubulatura) – **PL** (cost suplimentar).  
Sisteme de fixare.

**Cod comanda: SWR-3 595 / 48 + \***

Cod produs \_\_\_\_\_  
dimensiune \_\_\_\_\_  
nr. lamele deflectoare \_\_\_\_\_  
nespecificat - alb RAL9003 (standard)  
RALxxxx - cod RAL optional

\* accesorii optionale

### Date tehnice



### Dimensiuni

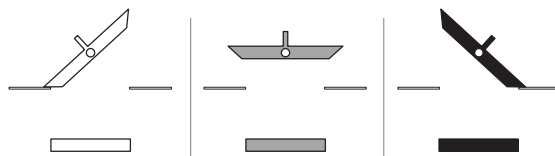
Dimensiuni	nr. lamele	□A	ØD
595/48*	48	595	530
500/28	28	498	430
400/16	16	398	340
300/8	8	298	240

\*dimensiuni exterioare 595x595; special pentru tavan casetat

Nu sunt disponibile alte dimensiuni.

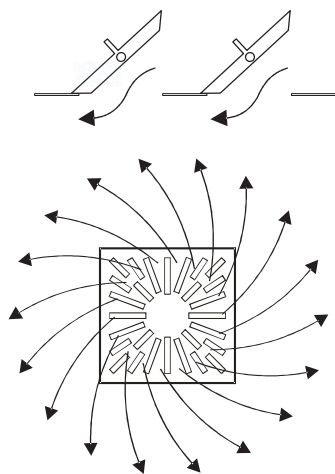
# Difuzor elicoidal cu lamele reglabile

## SWR-3

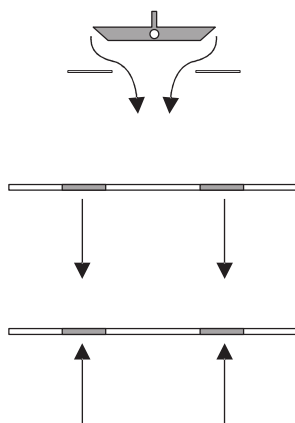


Pozitionare (orientare) lamele de difuzie.

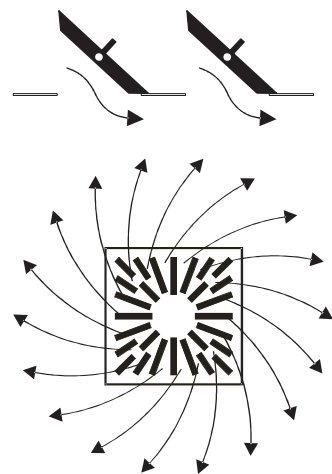
### Utilizare



Difuzie orizontala uniforma.  
Jet aer cu dispersie larga.  
Utilizare: refulare/introducere.

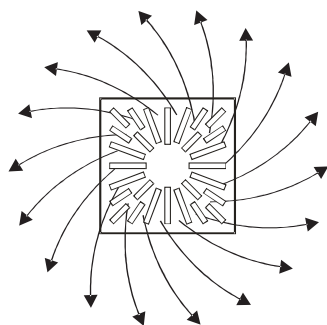


Difuzie verticala.  
Utilizare: refulare/introducere  
sau aspiratie / evacuare.

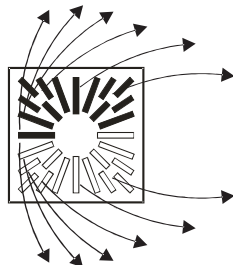


Difuzie orizontala uniforma.  
Jet aer cu dispersie larga.  
Utilizare: refulare/introducere.

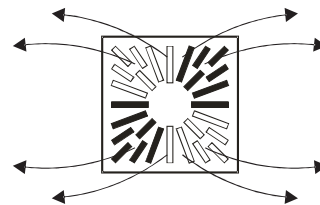
### Directii de difuzie



Difuzie uniforma circulara.



Difuzie in trei directii.

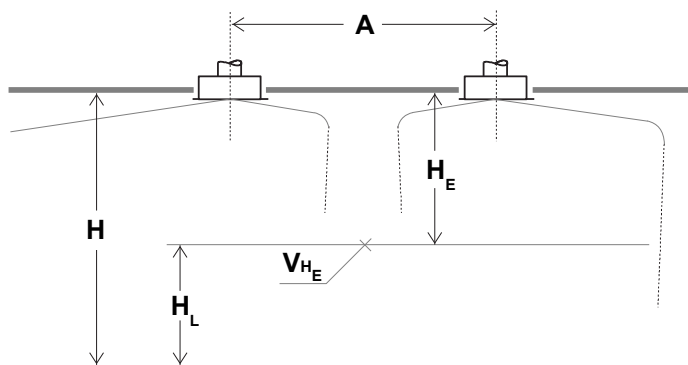


Difuzie bilaterala.

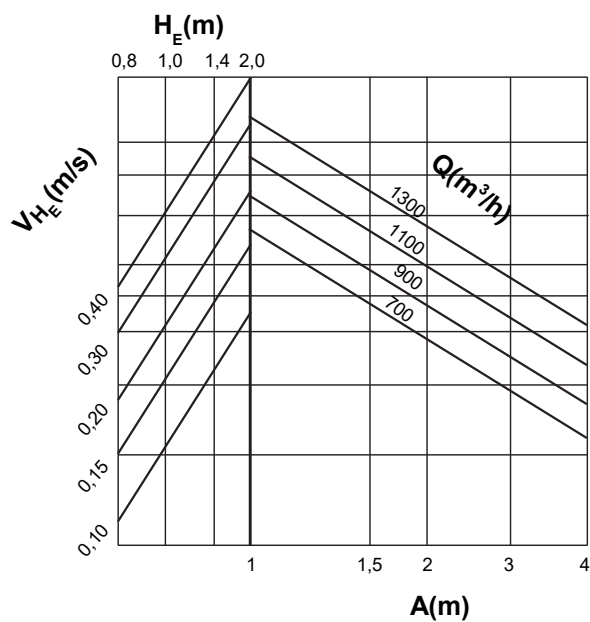
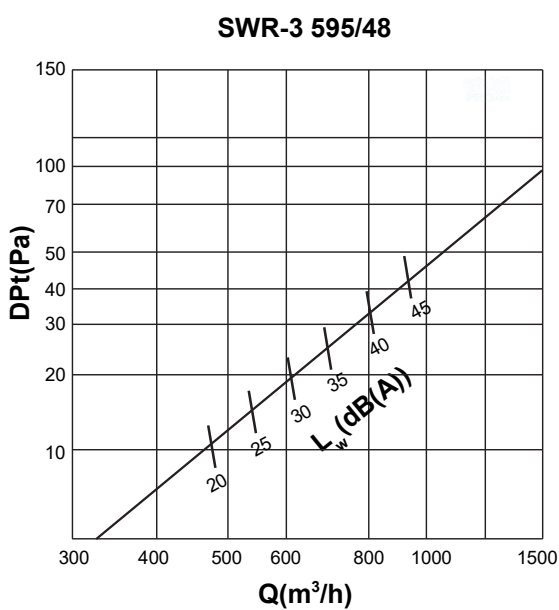
# Difuzor elicoidal cu lamele reglabile

## SWR-3

### Date tehnice



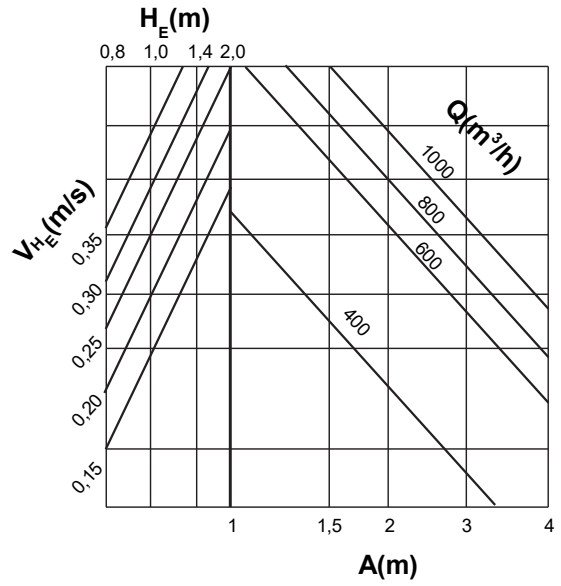
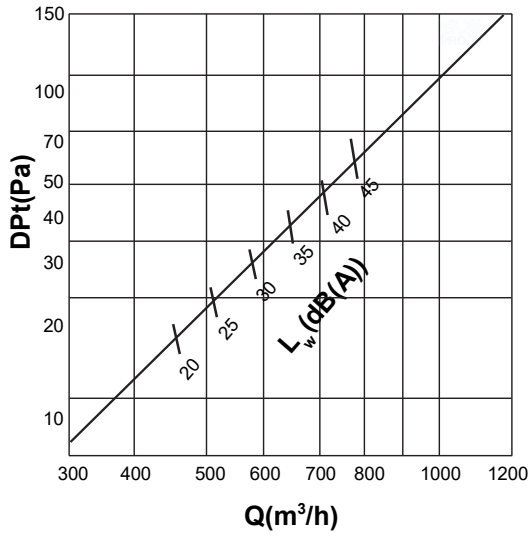
- $H = 2,5\sim 4,0$  m (inaltime incapere)
- $H_L = 1,8$  m (zona ocupata)
- $H_E = H - H_L$  (m)
- $A$  = distanta amplasare SWR (m)
- $V_{H_E}$  = viteza aer la intrare in zona  $H_L$  (m/s)



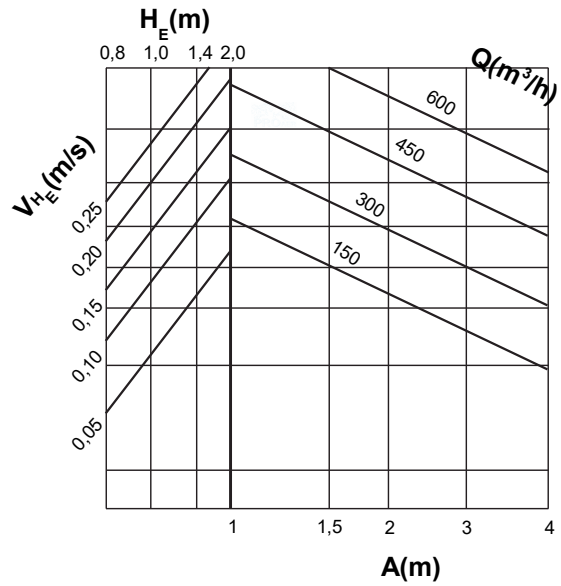
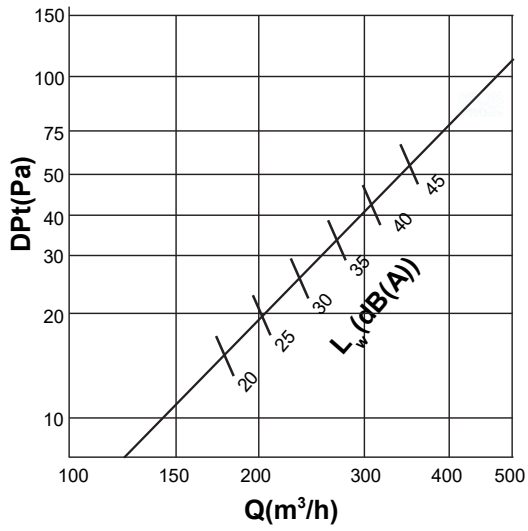
# Difuzor elicoidal cu lamele reglabile

## SWR-3

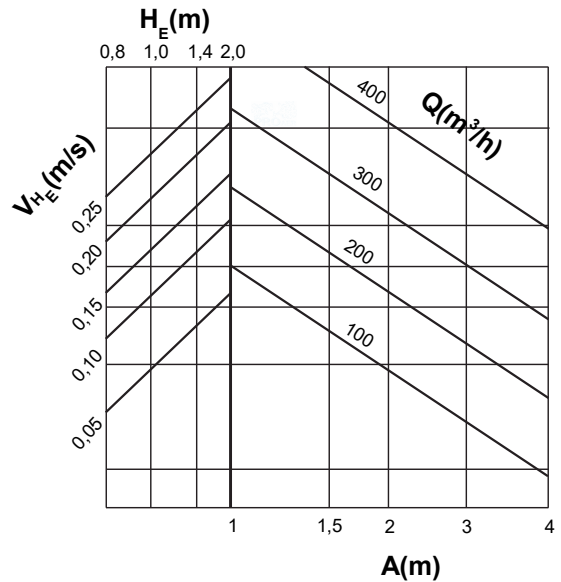
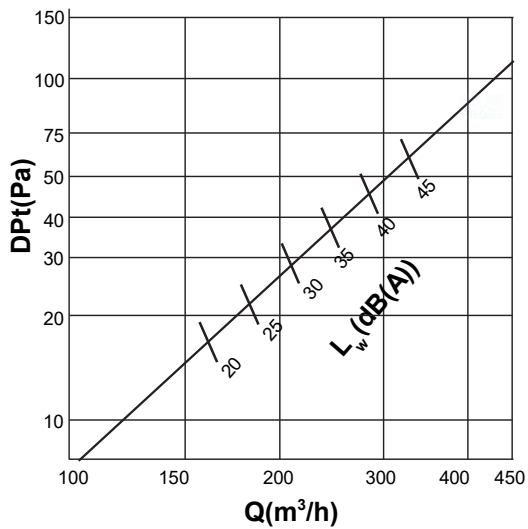
**SWR-3 500/28**



**SWR-3 400/16**



**SWR-3 300/8**

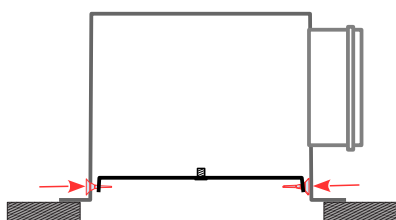


# Difuzor elicoidal cu lamele reglabile

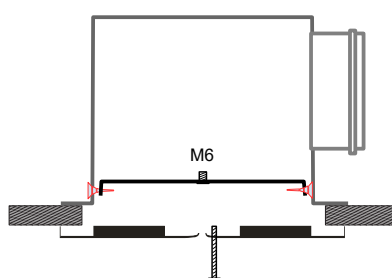
## SWR-3

### Montaj

**Nota:** Plenum-ul de racord **PL** si brida de fixare **BW** nu sunt incluse (cost suplimentar)  
Chiar in cazul in care plenumul de racord se furnizeaza impreuna cu difuzorul elicoidal, brida de fixare **NU** se livreaza montata in plenum. Acest lucru se face pe santier.




1. Ajustati si fixati brida **BW** in plenum



2. Fixati difuzorul elicoidal prin insurubare (surub M6x80) si aplicati dopul de mascare.

### Brida de fixare **BW**



Brida de fixare **BW**

SWR-3	L
595/48	550
500/28	450
400/16	360
300/8	260