

# M12 5-pin Connector Distribution Boxes



## PT Series CATALOG

For your safety, read and follow the considerations written in the instruction manual, other manuals and Autonics website.

The specifications, dimensions, etc. are subject to change without notice for product improvement. Some models may be discontinued without notice.

### Features

- Easy check operation by operation indicator (red/green)
- Single power operates several sensors
- Convenient wiring and power line
- IP67 protection structure with water-proof cover (IP52 protection structure with protection cover)
- Supports 1-signal, 2-signal (DC 4-wire)

### Ordering Information

This is only for reference, the actual product does not support all combinations. For selecting the specified model, follow the Autonics website.

PT	①	-	②	③	④	⑤	-	⑥
<b>① No. of ports</b>	4: 4 6: 6 8: 8							
<b>② External signal connection</b>	No mark: Cable type C: Connector type S: Spring terminal type P: Pluggable screw terminal type							
<b>③ Output type</b>	3D: DC 3-wire (1 signal) 4D: DC 4-wire (2 signal)							
<b>④ Input logic</b>	N: NPN P: PNP							
<b>⑤ Case color</b>	5: Blue 5K: Black							
<b>⑥ Cable length (cable type)</b>	5: 5 m 10: 10 m							
<b>⑦ Hood cover (Pluggable screw terminal type)</b>	No mark: Hood cover included B: Hood cover excluded							

### Product Components

- Product
- Instruction manual
- Nameplate sticker × 1
- Bolt × 4
- Nut × 4

### Specifications

#### ■ Cable type

Model	PT4-3D□5-□	PT4-4D□5-□	PT6-3D□5-□	PT6-4D□5-□	PT8-3D□5-□	PT8-4D□5-□
No. of port	4	4	6	6	8	8
Output type <sup>01)</sup>	3-wire (1 signal)	4-wire (2 signal)	3-wire (1 signal)	4-wire (2 signal)	3-wire (1 signal)	4-wire (2 signal)
Output logic <sup>01)</sup>	NPN/PNP model					
Material	Case: PBT (G15%), name plate: PC, general cable (black): PVC					
Approval	CE ENEC					
Unit weight (packaged) <sup>02)</sup>	≈ 900 g (≈ 1100 g)	≈ 1200 g (≈ 1400 g)	≈ 930 g (≈ 1130 g)	≈ 1230 g (≈ 1430 g)	≈ 960 g (≈ 1160 g)	≈ 1260 g (≈ 1460 g)

01) Connect the sensor to the proper output type and logic.

02) It is based on 5 m cable.

#### ■ Connector type

Model	PT4-C3D□5	PT4-C4D□5	PT6-C3D□5	PT6-C4D□5	PT8-C3D□5	PT8-C4D□5
No. of port	4	4	6	6	8	8
Output type <sup>01)</sup>	3-wire (1 signal)	4-wire (2 signal)	3-wire (1 signal)	4-wire (2 signal)	3-wire (1 signal)	4-wire (2 signal)
Output logic <sup>01)</sup>	NPN/PNP model					
Material	Case: PBT (G15%), name plate: PC, general cable (black): PVC					
Approval	CE ENEC					
Unit weight (packaged)	≈ 120 g (≈ 230 g)	≈ 125 g (≈ 235 g)	≈ 150 g (≈ 260 g)	≈ 155 g (≈ 265 g)	≈ 180 g (≈ 290 g)	≈ 185 g (≈ 295 g)

01) Connect the sensor to the proper output type and logic.

#### ■ Spring terminal type

Model	PT4-S3D□	PT6-S3D□	PT8-S3D□
No. of port	4	6	8
Output type <sup>01)</sup>	3-wire (1 signal)		
Output logic <sup>01)</sup>	NPN/PNP model		
Material	Case: PBT (G15%), name plate: PC, cover: PBT (G15%), cover bolt: PA6 (G15%)		
Applicable cable out diameter	10.5 mm ± 0.3		
Approval	CE ENEC		
Unit weight (packaged)	≈ 140 g (≈ 270 g)	≈ 165 g (≈ 292 g)	≈ 190 g (≈ 314 g)

01) Connect the sensor to the proper output type and logic.

#### ■ Pluggable screw terminal type

Model	PT4-P3D□-□	PT6-P3D□-□	PT8-P3D□-□
No. of port	4	6	8
Output type <sup>01)</sup>	3-wire (1 signal)		
Output logic <sup>01)</sup>	NPN/PNP model		
Material	Case: PBT (G15%), name plate: PC, cover: PBT (G15%), cover bolt: PA6 (G15%)		
Applicable cable out diameter	10.5 mm ± 0.3		
Approval	CE ENEC		
Unit weight (packaged)	≈ 150 g (≈ 280 g)	≈ 175 g (≈ 302 g)	≈ 210 g (≈ 334 g)

01) Connect the sensor to the proper output type and logic.

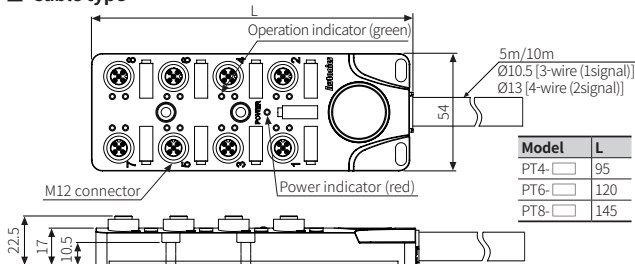
<b>Power supply</b>	12-24 VDC==
<b>Rated current</b>	<ul style="list-style-type: none"> <li>Cable type / connector type: 2 A (per signal), 4 A (per port), 10 A (body)</li> <li>Spring / pluggable screw terminal type: 2 A (per signal), 2 A (per port), 7 A (body)</li> </ul>
<b>Leakage current</b>	≤ 0.5 mA (only applicable for the cable type / connector type)
<b>Current consumption</b>	≤ 5 mA
<b>Connection life cycle</b>	≥ 200 operations
<b>Insulation resistance</b>	≥ 100 MΩ (500 VDC== megger)
<b>Dielectric strength</b>	500 VAC ~ 50/60 Hz for 1 minute
<b>Vibration</b>	3 mm amplitude at frequency of 10 to 55Hz (for 1 min) in each X, Y, Z direction for 2 hours
<b>Shock</b>	500 m/s <sup>2</sup> (≈ 50 G) X, Y, Z in each X, Y, Z direction for 3 times
<b>Indicator</b>	Power indicator: red / operation indicator: green
<b>Ambient temperature</b>	-25 to 75 °C, storage: -30 to 80 °C (a non freezing or condensation environment)
<b>Ambient humidity</b>	35 to 95 %RH, storage: 35 to 95 %RH (a non freezing or condensation environment)
<b>Protection structure<sup>01)</sup></b>	<ul style="list-style-type: none"> <li>With connector / waterproof cover: IP67 (IEC standard)</li> <li>With protection cover: IP52 (IEC standard)</li> </ul>

01) This is not applicable when connectors and protection/waterproof covers are not mounted.

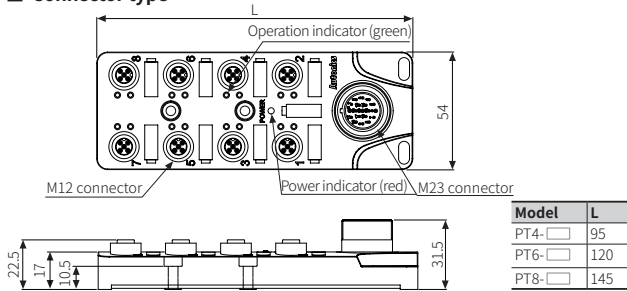
## Dimensions

- Unit: mm, For the detailed drawings, follow the Autonics website.
- It is based on the 8-port model.

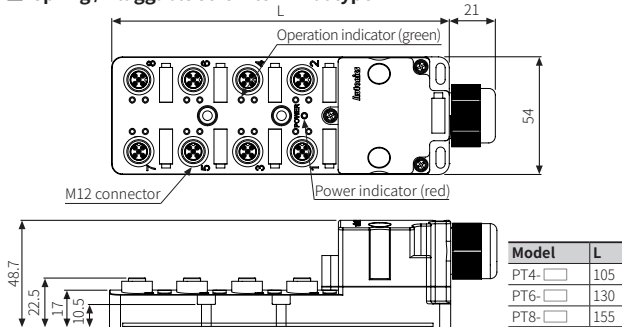
### Cable type



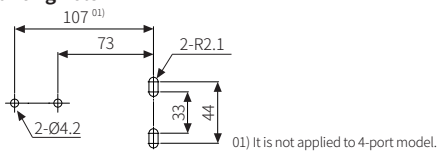
### Connector type



### Spring / Pluggable screw terminal type



### Mounting hole



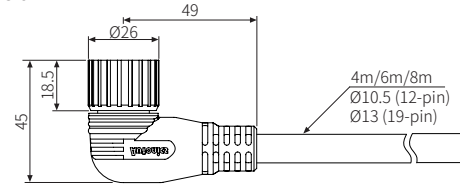
## Sold Separately

- Protection cover (CAP-PT)
- Waterproof cover (P96-M12-1)
- M23 cable connector

## Sold Separately: M23 Cable Connector

- Unit: mm, For the detailed drawings, follow the Autonics website.

### Dimension



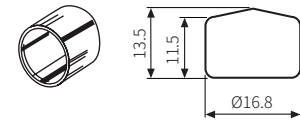
### Specification

Cable length is option.

Model	CLDH12C-040	CLDH12C-060	CLDH12C-080	CLDH19C-040	CLDH19C-060	CLDH19C-080
<b>Cable Length</b>	4m	6m	8m	4m	6m	8m
<b>Pin no</b>	12-pin			19-pin		
<b>Pin arrangement</b>						
<b>Connection wiring</b>	<b>Pin no</b>	<b>Wire color</b>	<b>AWG</b>	<b>Pin no</b>	<b>Wire color</b>	<b>AWG</b>
	1	White	AWG22	1	Purple	AWG22
	2	Green		2	Red	
	3	Yellow		3	Gray	
	4	Gray		4	Red/Blue	
	5	Pink		5	Green	
	6	Red	AWG17	6	Blue	AWG17
	7	Black		7	Gray/Pink	AWG22
	8	Purple		8	White/Green	
	9	Blue		9	White/Yellow	AWG22
	10	-		10	White/Gray	AWG17
	11	Brown		11	Black	
	12	Green/Yellow		12	Green/Yellow	
			AWG22	13	Yellow/Brown	AWG22
				14	Brown/Green	
				15	White	
				16	Yellow	
				17	Pink	
			AWG17	18	Gray/Brown	AWG17
				19	Brown	

## Sold Separately: Protection Cover (CAP-PT)

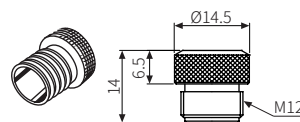
- Unit: mm, For the detailed drawings, follow the Autonics website.



- This protection cover is used for protecting connection holes from dust or particle, etc. Please push it into hole.
- If using protection covers, protection structure of the sensor distribution box is IP52.

## Sold Separately: Waterproof Cover (P96-M12-1)

- Unit: mm, For the detailed drawings, follow the Autonics website.



- This waterproof cover is used for protecting unused connection hole from water or oil, etc. Please tighten it when applying to the ports.
- If using waterproof covers, protection structure of the sensor distribution box is IP67.