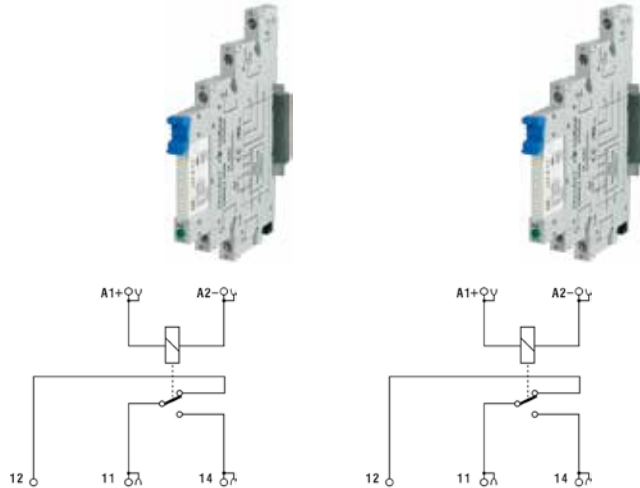






- Pluggable relay
- AC/DC input voltage
- SPDT contact
- Compact dimensions
- Available plug-in jumper for potential distribution

NOTE

Manufacturer and model of the relay is not binding, technical data are to be considered typical



CODE TYPE	X766846	X766847
INPUT TECHNICAL DATA	CWRE7-0846	CWRE7-0847
Input rated voltage	115 Vac/dc ±10%	230 Vac ±10%
Pull in/drop out voltage type	—	—
Current consumption	4 mA ±10%	4 mA ±10%
Turn ON/OFF time	8 ms / 5 ms	8 ms / 5 ms
Frequency	—	—
Protection circuit	Free-wheel diode, Reverse polarity	Free-wheel diode, Reverse polarity
Connection type	2.5 mm ² screw type	2.5 mm ² screw type
Input channels	1 pluggable	1 pluggable
OUTPUT TECHNICAL DATA		
Contact type	SPDT, 1 form C, AgSnO ₂	SPDT, 1 form C, AgSnO ₂
Output voltage	400 Vac max., 30 Vdc max.	400 Vac max., 30 Vdc max.
Nominal current	6 A (250 Vac), 6 A (30 Vdc)	6 A (250 Vac), 6 A (30 Vdc)
Max current	—	—
Leakage current with signal 0	—	—
Min applicable load	—	—
Max fuse current	—	—
Connection type	2.5 mm ² (AWG26-14), screw type	2.5 mm ² (AWG26-14), screw type
Protection circuit device	—	—
GENERAL TECHNICAL DATA		
Operating temperature range	-20...+70°C	-20...+70°C
Input/output isolation	4 kVac / 60 s	4 kVac / 60 s
Protection degree	IP 20	IP 20
Reference Standards	—	—
Overvoltage category/pollution degree	II / 2	II / 2
Status indication	LED "Input"	LED "Input"
Housing material	UL94V-0 plastic material	UL94V-0 plastic material
Dimensions	6.2x89x77 mm	6.2x89x77 mm
Approximate weight	35 g	35 g
Mounting information	on a rail, side by side	on a rail, side by side
APPROVALS	 	 
ACCESSORIES		
Mounting rail IEC60715 TH35 75	PR/3/AC, PR/3/AC/ZB, PR/3/AS, PR/3/AS/ZB	PR/3/AC, PR/3/AC/ZB, PR/3/AS, PR/3/AS/ZB
Mounting rail IEC60715 TH35 15	—	—
Marking tag	NUPUTUK50	NUPUTUK50
Spare part relay	—	—
End section	—	—
Plugin jumper	CWBK7-0813 (20 poles)	CWBK7-0813 (20 poles)
	—	—
	—	—
	—	—
	—	—