

M12 Connector Communication Cable

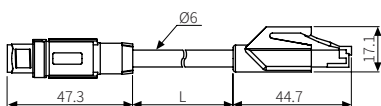
M12 Connector 8-Pin																									
Connector 1	Connector 2	Connection		Length	Feature	Application	Model	Specification																	
M12 (Plug-Male)	8-pin RJ45	<table border="1"> <tr> <th>Connector 1 Pin no.</th> <th>Connector 2 Pin no.</th> </tr> <tr><td>1</td><td>→ 5</td></tr> <tr><td>2</td><td>→ 7</td></tr> <tr><td>3</td><td>→ 8</td></tr> <tr><td>4</td><td>→ 2</td></tr> <tr><td>5</td><td>→ 3</td></tr> <tr><td>6</td><td>→ 1</td></tr> <tr><td>7</td><td>→ 4</td></tr> <tr><td>8</td><td>→ 6</td></tr> </table>	Connector 1 Pin no.	Connector 2 Pin no.	1	→ 5	2	→ 7	3	→ 8	4	→ 2	5	→ 3	6	→ 1	7	→ 4	8	→ 6	2 m 5 m 10 m 2 m 5 m 10 m	-	Vision sensors	CIR-2-VG	
Connector 1 Pin no.			Connector 2 Pin no.																						
1			→ 5																						
2			→ 7																						
3			→ 8																						
4			→ 2																						
5			→ 3																						
6			→ 1																						
7			→ 4																						
8			→ 6																						
M12 (Plug-Male), L type	CIR-5-VG																								
	CLR-10-VG																								
	CLR-2-VG																								
	CLR-5-VG																								
	CLR-10-VG																								
M12 (Plug-Male)	8-pin RJ45	<table border="1"> <tr> <th>Connector 1 Pin no.</th> <th>Connector 2 Pin no.</th> </tr> <tr><td>1</td><td>→ 5</td></tr> <tr><td>2</td><td>→ 7</td></tr> <tr><td>3</td><td>→ 8</td></tr> <tr><td>4</td><td>→ 2</td></tr> <tr><td>5</td><td>→ 3</td></tr> <tr><td>6</td><td>→ 1</td></tr> <tr><td>7</td><td>→ 4</td></tr> <tr><td>8</td><td>→ 6</td></tr> </table>	Connector 1 Pin no.	Connector 2 Pin no.	1	→ 5	2	→ 7	3	→ 8	4	→ 2	5	→ 3	6	→ 1	7	→ 4	8	→ 6	2 m 5 m 10 m 2 m 5 m 10 m 2 m 5 m 10 m 2 m 5 m 10 m	Drag chain type Smart cameras ⁰¹⁾	C1M8-2PR-A	1408681/94C/2-Phoenixcontact	
Connector 1 Pin no.			Connector 2 Pin no.																						
1			→ 5																						
2			→ 7																						
3			→ 8																						
4			→ 2																						
5			→ 3																						
6			→ 1																						
7			→ 4																						
8			→ 6																						
M12 (Plug-Male), L type	C1M8-5PR-A	1408681/94C/5-Phoenixcontact																							
	C1M8-10PR-A	1408681/94C/10-Phoenixcontact																							
	C4M8-2PR-A	1408674/94C/2-Phoenixcontact																							
	C4M8-5PR-A	1408674/94C/5-Phoenixcontact																							
	C4M8-10PR-A	1408674/94C/10-Phoenixcontact																							
M12 (Plug-Male)	C18-2PR-A	1407415-Phoenixcontact																							
	C18-5PR-A	1407416-Phoenixcontact																							
	C18-10PR-A	1407417-Phoenixcontact																							
	C48-2PR-A	1408674/94B/2-Phoenixcontact																							
	C48-5PR-A	1408674/94B/5-Phoenixcontact																							
M12 (Plug-Male), L type	C48-10PR-A	1408674/94B/10-Phoenixcontact																							

01) The cable for smart cameras are marked the specification.

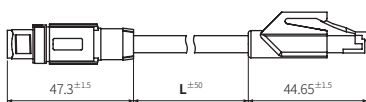
■ Dimensions

• Unit: mm, For the detailed drawings, follow the Autonics website.

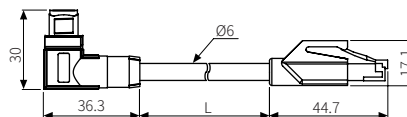
• Plug-Male : RJ45 (for vision sensors)



• Plug-Male : RJ45 (for smart cameras)



• Plug-Male : RJ45, L type (for vision sensors)



• Plug-Male : RJ45, L type (for smart cameras)

