

# PRODUCT FAMILY DATASHEET

## LEDVANCE DOWNLIGHT LED

### LED downlight luminaires



---

#### AREAS OF APPLICATION

- Direct replacement for luminaires with compact fluorescent lamps
- General illumination
- Public areas
- Stairways
- Corridors
- Foyers
- Shops

---

#### PRODUCT BENEFITS

- High luminous efficacy
- Direct replacement for compact fluorescent lamp downlights
- Energy savings up to 60 % (compared to luminaires that use CFL lamps)
- Very homogenous light
- Functional design
- Easy installation with fast connection
- External driver for extended flexibility (compatible with selected DALI drivers)

---

#### PRODUCT FEATURES

- Diameter of required ceiling cut-out: 150 mm or 200 mm (depending on version)
- Type of protection: IP20



TECHNICAL DATA

Product description	Electrical data					Photometrical data					Light technical data
	Operating mode	Nominal wattage	Nominal voltage	Mains frequency	Power factor λ	Color temperature	Luminous flux	Light color (designation)	Color rendering index Ra	Standard deviation of color matching	Beam angle
DOWNLIGHT LED 150 14 W 3000 K WT	Electronic control gear (ECG)	14.00 W	220...240 V	50/60 Hz	>0.90	3000 K	1310 lm	Warm White	>80	≤6 sdcM	95.00 °
DOWNLIGHT LED 150 14 W 4000 K WT	Electronic control gear (ECG)	14.00 W	220...240 V	50/60 Hz	>0.90	4000 K	1360 lm	Cool White	>80	≤6 sdcM	95.00 °
DOWNLIGHT LED 150 14 W 6500 K WT	Electronic control gear (ECG)	14.00 W	220...240 V	50/60 Hz	>0.90	6500 K	1360 lm	Cool Daylight	>80	≤6 sdcM	95.00 °
DOWNLIGHT LED 200 25 W 3000 K WT	Electronic control gear (ECG)	25.00 W	220...240 V	50/60 Hz	>0.90	3000 K	2220 lm	Warm White	>80	≤6 sdcM	100.00 °
DOWNLIGHT LED 200 25 W 4000 K WT	Electronic control gear (ECG)	25.00 W	220...240 V	50/60 Hz	>0.90	4000 K	2340 lm	Cool White	>80	≤6 sdcM	100.00 °
DOWNLIGHT LED 200 25 W 6500 K WT	Electronic control gear (ECG)	25.00 W	220...240 V	50/60 Hz	>0.90	6500 K	2440 lm	Cool Daylight	>80	≤6 sdcM	100.00 °
DOWNLIGHT LED 200 35 W 3000 K WT	Electronic control gear (ECG)	35.00 W	220...240 V	50/60 Hz	>0.90	3000 K	3150 lm	Warm White	>80	≤6 sdcM	100.00 °
DOWNLIGHT LED 200 35 W 4000 K WT	Electronic control gear (ECG)	35.00 W	220...240 V	50/60 Hz	>0.90	4000 K	3325 lm	Cool White	>80	≤6 sdcM	100.00 °
DOWNLIGHT LED 200 35 W 6500 K WT	Electronic control gear (ECG)	35.00 W	220...240 V	50/60 Hz	>0.90	6500 K	3500 lm	Cool Daylight	>80	≤6 sdcM	100.00 °

Product description	Dimensions & weight			Colors & materials			Temperatures & operating conditions	Lifespan
	Diameter	Height	Mounting diameter	Body material	Product color	Cover material	Ambient temperature range	Lifespan L70 at 25 °C
DOWNLIGHT LED 150 14 W 3000 K WT	160.0 mm	59.5 mm	150 mm	Aluminum	White	Polymethylmethacrylate (PMMA)	-20...45 °C	50000 h
DOWNLIGHT LED 150 14 W 4000 K WT	160.0 mm	59.5 mm	150 mm	Aluminum	White	Polymethylmethacrylate (PMMA)	-20...45 °C	50000 h

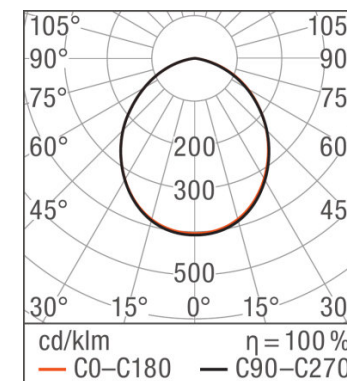
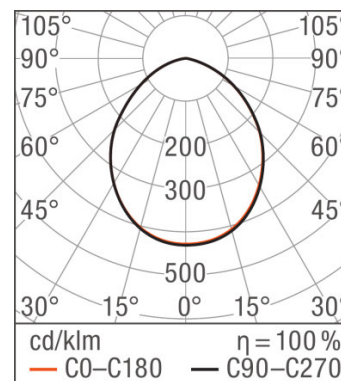
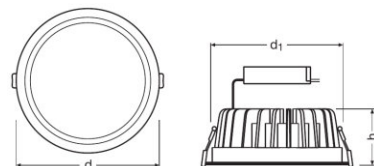
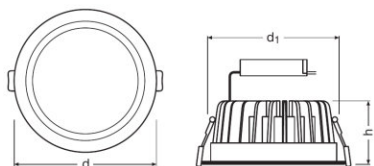
Product description	Dimensions & weight			Colors & materials			Temperatures & operating conditions	Lifespan
	Diameter	Height	Mounting diameter	Body material	Product color	Cover material	Ambient temperature range	Lifespan L70 at 25 °C
DOWNLIGHT LED 150 14 W 6500 K WT	160.0 mm	59.5 mm	150 mm	Aluminum	White	Polymethylmethacrylate (PMMA)	-20...45 °C	50000 h
DOWNLIGHT LED 200 25 W 3000 K WT	220.0 mm	67.0 mm	200 mm	Aluminum	White	Polymethylmethacrylate (PMMA)	-20...45 °C	50000 h
DOWNLIGHT LED 200 25 W 4000 K WT	220.0 mm	67.0 mm	200 mm	Aluminum	White	Polymethylmethacrylate (PMMA)	-20...45 °C	50000 h
DOWNLIGHT LED 200 25 W 6500 K WT	220.0 mm	67.0 mm	200 mm	Aluminum	White	Polymethylmethacrylate (PMMA)	-20...45 °C	50000 h
DOWNLIGHT LED 200 35 W 3000 K WT	220.0 mm	67.0 mm	200 mm	Aluminum	White	Polymethylmethacrylate (PMMA)	-20...40 °C	50000 h
DOWNLIGHT LED 200 35 W 4000 K WT	220.0 mm	67.0 mm	200 mm	Aluminum	White	Polymethylmethacrylate (PMMA)	-20...45 °C	50000 h
DOWNLIGHT LED 200 35 W 6500 K WT	220.0 mm	67.0 mm	200 mm	Aluminum	White	Polymethylmethacrylate (PMMA)	-20...45 °C	50000 h

Product description	Additional product data			Capabilities			
	Lifespan L80 at 25 °C	Lifespan L90 at 25 °C	Number of switching cycles	Recommended control gear	Recommended cable clamp	Dimmable	Type of connection
DOWNLIGHT LED 150 14 W 3000 K WT	40000 h	20000 h	100000	OTi DALI 15/220...240/1A0 LT2 (EAN: 4052899324879)	Style F (EAN: 4052899325555)	No	Terminal, 2-pin
DOWNLIGHT LED 150 14 W 4000 K WT	40000 h	20000 h	100000	OTi DALI 15/220...240/1A0 LT2 (EAN: 4052899324879)	Style F (EAN: 4052899325555)	No	Terminal, 2-pin
DOWNLIGHT LED 150 14 W 6500 K WT	40000 h	20000 h	100000	OTi DALI 15/220...240/1A0 LT2 (EAN: 4052899324879)	Style F (EAN: 4052899325555)	No	Terminal, 2-pin
DOWNLIGHT LED 200 25 W 3000 K WT	40000 h	20000 h	100000	OTi DALI 25/220...240/700 LT2 (EAN: 4052899919457)	Style B (EAN: 4052899077881)	No	Terminal, 2-pin
DOWNLIGHT LED 200 25 W 4000 K WT	40000 h	20000 h	100000	OTi DALI 25/220...240/700 LT2 (EAN: 4052899919457)	Style B (EAN: 4052899077881)	No	Terminal, 2-pin

Product description	Lifespan L80 at 25 °C	Lifespan L90 at 25 °C	Number of switching cycles	Additional product data		Capabilities	
				Recommended control gear	Recommended cable clamp	Dimmable	Type of connection
DOWNLIGHT LED 200 25 W 6500 K WT	40000 h	20000 h	100000	OTi DALI 25/220...240/700 LT2 (EAN: 4052899919457)	Style B (EAN: 4052899077881)	No	Terminal, 2-pin
DOWNLIGHT LED 200 35 W 3000 K WT	40000 h	20000 h	100000	OTi DALI 35/220...240/1A0 LT2 (EAN: 4052899919440)	Style B (EAN: 4052899077881)	No	
DOWNLIGHT LED 200 35 W 4000 K WT	40000 h	20000 h	100000	OTi DALI 35/220...240/1A0 LT2 (EAN: 4052899919440)	Style B (EAN: 4052899077881)	No	
DOWNLIGHT LED 200 35 W 6500 K WT	40000 h	20000 h	100000	OTi DALI 35/220...240/1A0 LT2 (EAN: 4052899919440)	Style B (EAN: 4052899077881)	No	

**Certificates & standards**

Product description	Protection class	Type of protection	Protection class IK (shock resistance)	Standards
DOWNLIGHT LED 150 14 W 3000 K WT	II	IP20	IK02	CE/CB/TÜV SÜD/EAC/ROHS
DOWNLIGHT LED 150 14 W 4000 K WT	II	IP20	IK02	CE/CB/TÜV SÜD/EAC/ROHS
DOWNLIGHT LED 150 14 W 6500 K WT	II	IP20	IK02	CE/CB/TÜV SÜD/EAC/ROHS
DOWNLIGHT LED 200 25 W 3000 K WT	II	IP20	IK02	CE/CB/TÜV SÜD/EAC/ROHS
DOWNLIGHT LED 200 25 W 4000 K WT	II	IP20	IK02	CE/CB/TÜV SÜD/EAC/ROHS
DOWNLIGHT LED 200 25 W 6500 K WT	II	IP20	IK02	CE/CB/TÜV SÜD/EAC/ROHS
DOWNLIGHT LED 200 35 W 3000 K WT	II	IP20	IK02	CE/CB/TÜV SÜD/EAC/ROHS
DOWNLIGHT LED 200 35 W 4000 K WT	II	IP20	IK02	CE/CB/TÜV SÜD/EAC/ROHS
DOWNLIGHT LED 200 35 W 6500 K WT	II	IP20	IK02	CE/CB/TÜV SÜD/EAC/ROHS



DOWNLIGHT LED 150 14 W 3000 K WT,  
 DOWNLIGHT LED 150 14 W 4000 K WT,  
 DOWNLIGHT LED 150 14 W 6500 K WT

DOWNLIGHT LED 200 25 W 3000 K WT,  
 DOWNLIGHT LED 200 25 W 4000 K WT,  
 DOWNLIGHT LED 200 25 W 6500 K WT,  
 DOWNLIGHT LED 200 35 W 3000 K WT,  
 DOWNLIGHT LED 200 35 W 4000 K WT,  
 DOWNLIGHT LED 200 35 W 6500 K WT

DOWNLIGHT LED 150 14 W 4000 K WT

DOWNLIGHT LED 200 25 W 4000 K WT

**APPLICATION ADVICE**

For more detailed application information and graphics please see product datasheet.

**LOGISTICAL DATA**

Product code	Product description	Packaging unit (Pieces/Unit)	Dimensions (length x width x height)	Volume	Gross weight
4058075000001	DOWNLIGHT LED 150 14 W 3000 K WT	Shipping carton box 18	545 mm x 370 mm x 345 mm	69.57 dm <sup>3</sup>	14181.00 g
4058075000025	DOWNLIGHT LED 150 14 W 4000 K WT	Shipping carton box 18	545 mm x 370 mm x 345 mm	69.57 dm <sup>3</sup>	14063.00 g
4058075000049	DOWNLIGHT LED 150 14 W 6500 K WT	Shipping carton box 18	545 mm x 370 mm x 345 mm	69.57 dm <sup>3</sup>	14210.00 g

Product code	Product description	Packaging unit (Pieces/Unit)	Dimensions (length x width x height)	Volume	Gross weight
4058075000063	DOWNLIGHT LED 200 25 W 3000 K WT	Shipping carton box 8	470 mm x 470 mm x 250 mm	55.23 dm <sup>3</sup>	11609.00 g
4058075000087	DOWNLIGHT LED 200 25 W 4000 K WT	Shipping carton box 8	470 mm x 470 mm x 250 mm	55.23 dm <sup>3</sup>	11718.00 g
4058075000100	DOWNLIGHT LED 200 25 W 6500 K WT	Shipping carton box 8	470 mm x 470 mm x 250 mm	55.23 dm <sup>3</sup>	11805.00 g
4058075016323	DOWNLIGHT LED 200 35 W 3000 K WT	Shipping carton box 8	470 mm x 470 mm x 250 mm	55.23 dm <sup>3</sup>	11294.00 g
4058075016347	DOWNLIGHT LED 200 35 W 4000 K WT	Shipping carton box 8	470 mm x 470 mm x 250 mm	55.23 dm <sup>3</sup>	11435.00 g
4058075016361	DOWNLIGHT LED 200 35 W 6500 K WT	Shipping carton box 8	470 mm x 470 mm x 250 mm	55.23 dm <sup>3</sup>	11434.00 g

The mentioned product code describes the smallest quantity unit which can be ordered. One shipping unit can contain one or more single products. When placing an order, for the quantity please enter single or multiples of a shipping unit.

## REFERENCES / LINKS

For Guarantee see

▶ [www.ledvance.com/guarantee](http://www.ledvance.com/guarantee)

## DISCLAIMER

Subject to change without notice. Errors and omission excepted. Always make sure to use the most recent release.