

# 20S CB/Audio Helmet Clamp Kit

**Part Number:** 20S-A0204

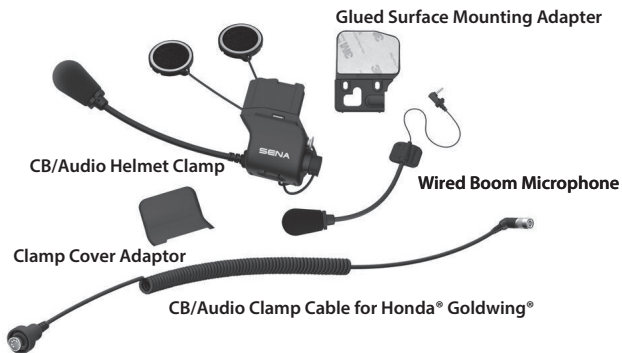
**Description:** 20S Helmet Clamp Kit for CB/Audio of Honda® Goldwing®

The 20S Clamp Kit for CB/Audio System allows users to communicate through the motorcycle's CB radio and listen to the onboard audio system.

## Key Features

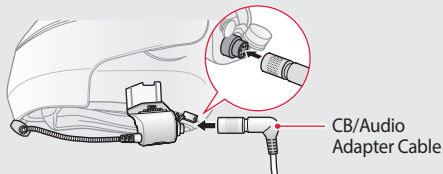
- Communicate with the CB radio built into the onboard audio system using the clamp kit's microphone. Simply push the PTT button connected to a Honda Goldwing motorcycle to say something through the CB radio.
- All sounds (including CB radio, GPS navigation, or FM radio) from the onboard audio system can be mixed with 20S sound sources (intercom, MP3 music, phone...) This 20S clamp kit can connect to Honda Goldwing onboard audio system by the adaptor cable.
- You can use the CB/Audio Helmet Clamp with the 20S main module. Without the 20S main module, you can have the Helmet Clamp with the Clamp Cover Adaptor attached and only use the CB radio and onboard audio system.

## Package Contents

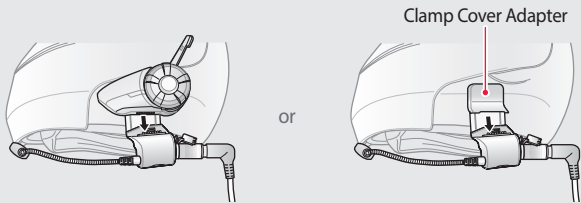


# 20S CB/Audio Helmet Clamp Kit Installation

1. Connect the CB/Audio Adapter Cable to the clamp kit and the CB/Audio System.



2. Attach the 20S to the clamp kit if you wish to use the 20S with the CB/Audio System. Or, attach the Clamp Cover Adapter to the clamp kit if you wish to use CB/Audio System only.



**Note** For optimal audio quality, adjust volume of both 20S and CB/Audio System.



**Sena Technologies, Inc.**

[www.sena.com](http://www.sena.com)

**Customer Support:** [support.sena.com](mailto:support.sena.com)

**E-mail:** [support@sena.com](mailto:support@sena.com)