




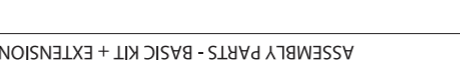
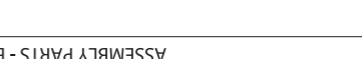









HEIGHT CALCULATOR

LUPIT POLE (CLASSIC & DIAMOND) G2 HEIGHT CALCULATOR		LUPIT POLE (CLASSIC & DIAMOND) G2 HEIGHT CALCULATOR	
BASIC KIT		BASIC KIT + EXTENSION	
ceiling height		ceiling height	
from 2300 mm to 2425 mm	from 2425 mm to 2550 mm	from 2800 mm to 2925 mm	from 3050 mm to 3175 mm
from 7' 6.55" to 7' 11.47"	from 7' 11.47" to 8' 4.39"	from 9' 2.24" to 9' 7.16"	from 10' 0.08" to 10' 5.00"
A+B+E	A+B+D+E	A+B+F+E	A+B+F+C+D+E
A+B+C+E	A+B+C+D+E	A+B+F+C+D+E	A+B+F+C+D+E
ASSEMBLY PARTS - BASIC KIT		ASSEMBLY PARTS - BASIC KIT + EXTENSION	
			
			
			
			
			
			
			
			
			
			
			
			
			
			

1. DESCRIPTION

Dance pole LUPIT POLE (CLASSIC & DIAMOND) is to be used for exercise, dance and fitness. It is used as utility and support for pole dancing and performing different dancing elements and fitness.

LUPIT POLE (CLASSIC & DIAMOND) has been designed for quick installation without drilling.

2. WARNINGS

You (the purchaser) are solely responsible for proper installation and use of the pole.

The person who installs the pole is solely responsible for any damage to walls, ceiling, floor and other furniture that could occur during installation and use.

Use of the pole is not recommended to pregnant women and people with spine injuries.

Only two people can use the pole at the same time

Before installing please check:

- The floor is dry and level.
- The ceiling is level.
- It is not recommended to install the pole against a plasterboard ceiling unless it is very strong and extra reinforced.
- The upper disk must not cover or interfere with any air vent, electrical junction box, and alarm or fire alarm devices.
- The height of the ceiling must be greater than 2300 mm and less than 3300 mm.

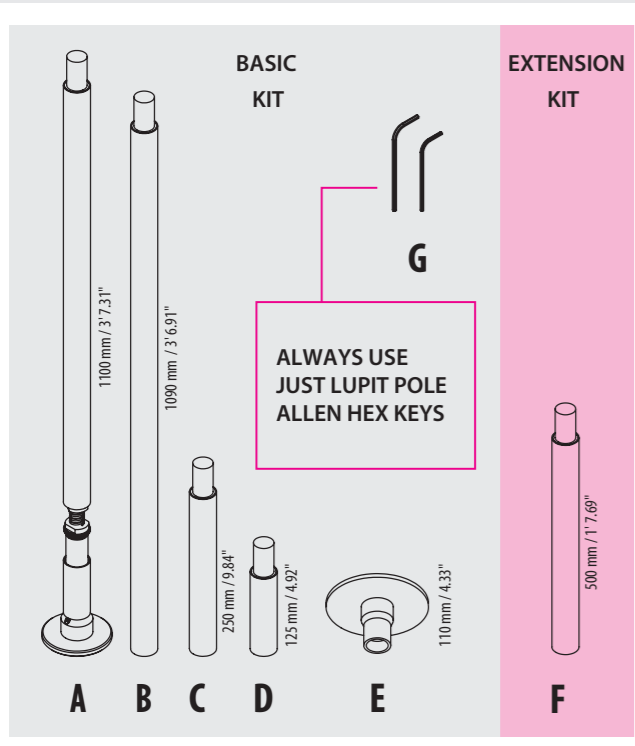
3. PACKAGE AND CONTENTS

LUPIT POLE (CLASSIC & DIAMOND) comes in a single package:

Contents:

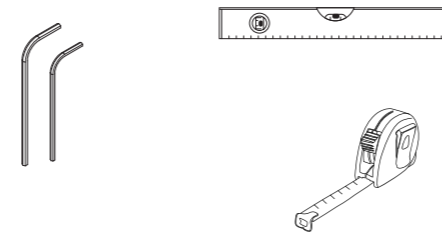
- A.** Base pole (1100mm / 3' 7.31") with lower-disc bearing, distance-regulating system and spin-block system.
- B.** 1x 1090mm / 3' 6.91" main pole with integrated joints.
- C.** 1x 250mm / 9.84" pole extension with integrated joints.
- D.** 1x 125mm / 4.92" pole extension with integrated joints.
- E.** Upper-disc assembly with bearings.
- F.** 1x 500mm / 1' 7.69" pole extension with integrated joints. (optional – not included in a standard package)
- G.** 2x Allen HEX key.

+ User's manual and assembling instructions.

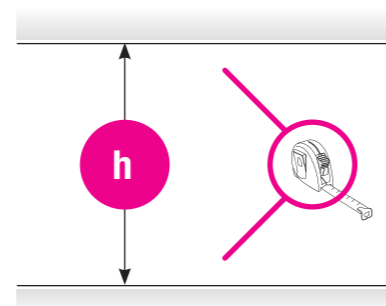


4. INSTRUCTIONS FOR ASSEMBLY AND USE

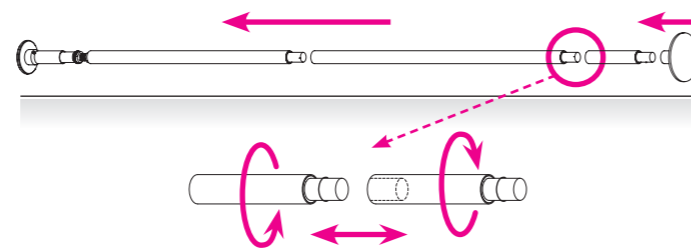
4.1 - PREPARE YOUR TOOLS.



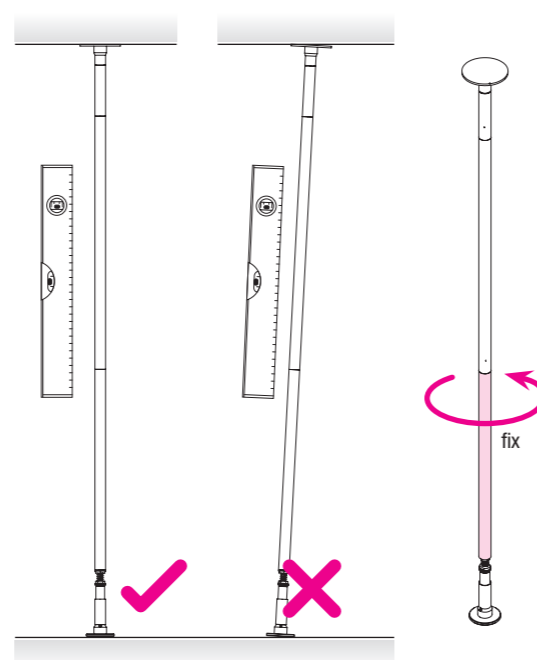
4.2 - MEASURE THE HEIGHT OF THE CEILING.



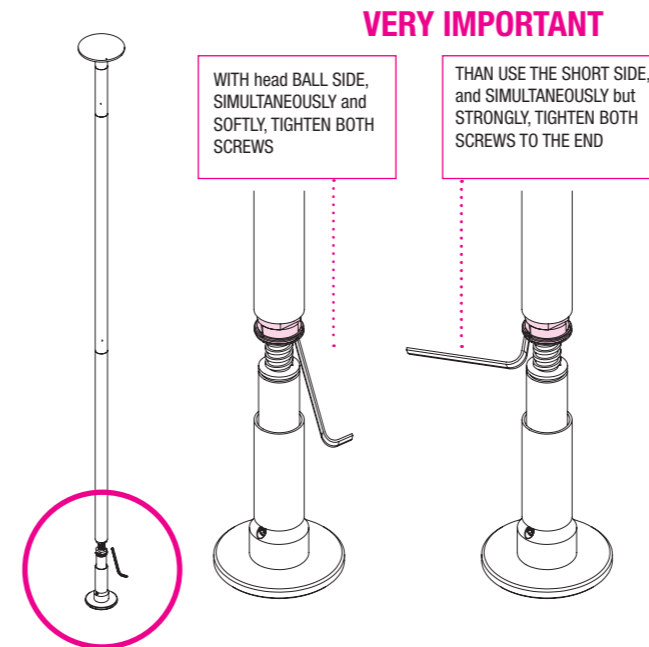
4.3 - ACCORDING TO THE HEIGHT CHART ASSEMBLE ALL NECESSARY PARTS ON THE FLOOR AND LIFT THE POLE INTO VERTICAL POSITION.



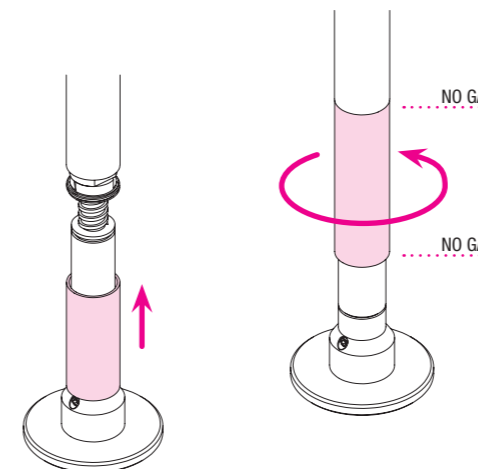
4.4 - LEVEL AND FIX THE POLE.



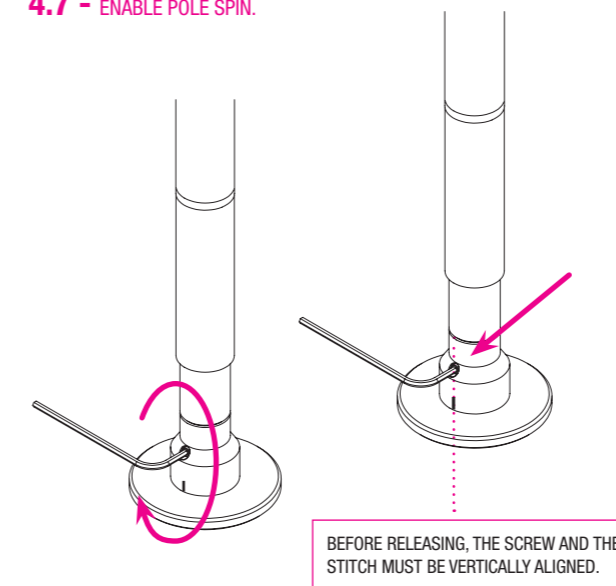
4.5 - TIGHTEN THE POLE FIRMLY IN POSITION.



4.6 - ADJUST THE MASK BY HAND.



4.7 - ENABLE POLE SPIN.



5. CLEANING & MAINTENANCE

Cleaning:

- Clean your pole with a soft cotton or microfibre cloth together with pure cleaning alcohol or pure water. Do not use any glass cleaner liquid or drinking alcohol. Make sure the pole is completely dry before practise

Maintenance:

- It is recommended to replace the spin-block Hex screw (M8 x 10mm) after every 12 months of daily use.
- In case of frequent installations at different locations, please check the condition of rubber covers on both discs and clean them prior to each installation to ensure proper friction with the floor and ceiling.
- It is necessary to lubricate the lower bearings every 3 months. Refer to more detailed instructions on www.lupitpole.com

Disassembling the pole:

- To take down your pole follow the installation procedure in reverse order. When loosening the pole height adjuster, be sure to securely hold the pole to prevent it from falling over.

6. MANUFACTURER AND WARRANTY

WARRANTY

Semi-Professional Use:

Lupit pole warranty covers the original purchaser if the product is in semi-professional use:

- For 9 months against possible defects of the pole, bearings, discs and workmanship.

This warranty applies only if the product is in semi-professional use, for example in fitness centres or pole dancing schools. The recommended operating time is a maximum of 12 hours per day.

Home Fitness Use:

Lupit pole warranty covers the original purchaser if the product is in home use:

- For 12 months against possible defects in material and workmanship.

Warranty Terms:

- The warranty period starts from the date of purchase (keep your purchase receipt in a safe place).
- The warranty extends to the original purchaser only.
- The claim under warranty is limited to rectification.
- All claims under warranty are limited to the fulfilment of the actual loss incurred.
- The damage claim is limited to the amount paid for the product.
- Guarantees, e.g. the delivery of replacement parts, do not extend the warranty period.
- The warranty for the product shall be void if the equipment or its components have been tampered with by a person (or persons) not authorized by Lupit Pole team.
- The instructions on assembly, safety, use and maintenance from the instruction manual need to be followed.
- Once the parcel is received, if you find any damage on the outside of the package, make a remark on the delivery note, before signing it, and after contact Lupit Pole on info@lupitpole.com. If the content is damaged, once you open the parcel, and no damage is shown on the outside of the parcel, also make a remark on the delivery note, and contact Lupit Pole on info@lupitpole.com. Damage may occur during transport. When our goods leave our warehouse, we are not responsible for any delays or damages that might occur because of the shipper.
- In case of an eligible claim under warranty, please contact us or the specialist dealer at your point of purchase.
- The provision of warranty service is limited to the country where your equipment has been purchased.

THE FOLLOWING ARE EXCLUDED FROM THE WARRANTY

- Bottom and upper disc rubber parts,
- Damage caused by misuse of the product,
- Damage caused by product modifications without the consent of Lupit Pole d.o.o.,
- Defects caused by abuse,
- Defects caused by insufficient maintenance,
- Third-party fault (assembly error, misuse, false assembly/position),
- Defects caused by improper storage outside the house, e.g. in a garage.

In case of a warranty claim:

- To avoid subsequent damage, please report the damage in transit, warranty claims and other problems to your specialist dealer immediately after discovery.
- The purchase receipt and the indication of your correct serial number are a precondition to any warranty action.

MANUFACTURER:

LUPIT POLE d.o.o.

Pod jelšami 6, 1290 Grosuplje, Slovenija, EU

Contact: info@lupitpole.com

www.lupitpole.com • www.lupitpoleusa.com