

MA 24 T2 0,09kW

Series general data MA18-25



THIS PRODUCT MEETS THE EFFICIENCY VALUES REQUIRED BY ErP 2013/2015

MANUFACTURING FEATURES:

- Rolling steel sheet housing.
- Cast aluminium impeller.
- Epoxy powder finishing coat.
- Standard asynchronous squirrel-cage motor with IP-55 protection and Class F insulation. Manufactured with standard voltages: 230V 50Hz in single phase motors and 230/400V 50Hz in three phase motors.
- Standard position LG 270.

APPLICATIONS:

- Designed for inline installation, they are suitable for:
- Industrial applications, extraction or injection of air.
 - Cooling of machines and parts.
 - Clean and slightly dusty air transport.
 - Maximum working temperature: carried air: 130°C, ambient 60°C.

UNDER REQUEST:

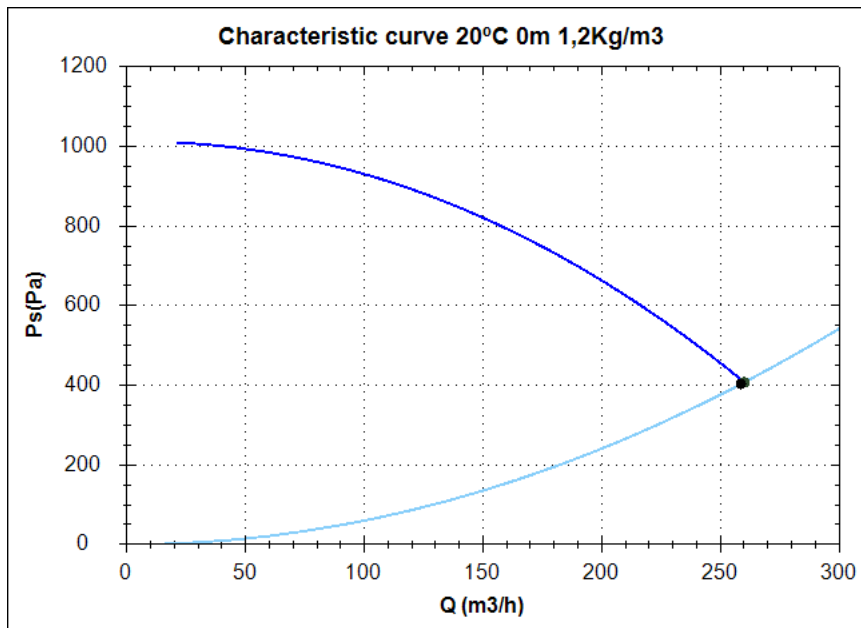
- 60Hz fans and special voltages.
- Position: LG 0, LG 90, LG 180.

• In "Company/Technical Documents/Directiva ErP 2009/125/CE" you can consult the technical brochures of each model certifying that they meet ErP 2009/125/EC directive.

Series accessories MA18-25



Characteristic curve



Design point

Q (m ³ /h)	258,7
Ps(Pa)	403,05

Service point

Impeller rpm	2800
Max. temp.(°C)	130
Q (m ³ /h)	260,18
Ps(Pa)	407,66
Pd(Pa)	77,41
Pt(Pa)	485,07
Air speed(m/s)	11,36
SWL dB(A)	82 (INLET)
SPL dB(A)	68 (INLET)
Distance(m)	1,5

Technical data

Impeller rpm	2800
Motor rpm	
Approx. weight(kg)	7
Maximum flow rate(m ³ /h)	260

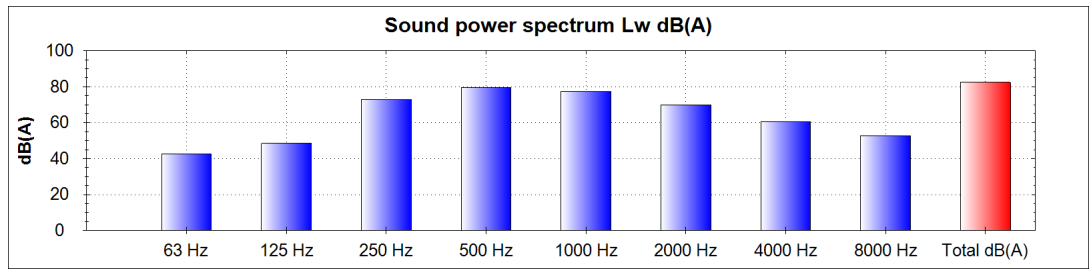
Power(kW)	0,1
Imax 230V(A)	0,57
Imax 400V(A)	0,33
Imax 690V(A)	-

MA 24 T2 0,09kW

Acoustics to the service point (INLET)

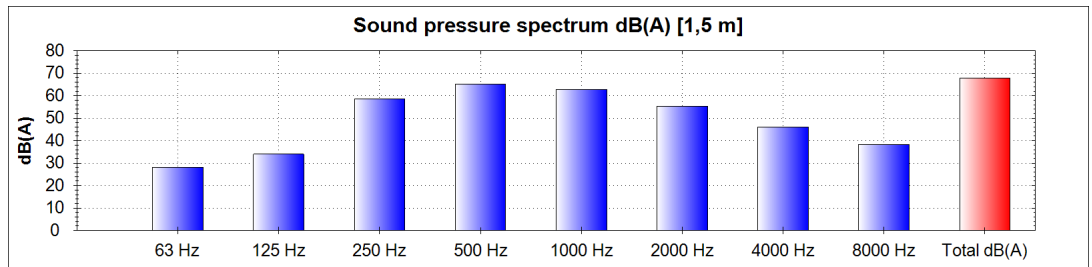
Power dB(A)

63 Hz	43
125 Hz	48
250 Hz	73
500 Hz	80
1000 Hz	77
2000 Hz	70
4000 Hz	61
8000 Hz	53
Total dB(A)	82

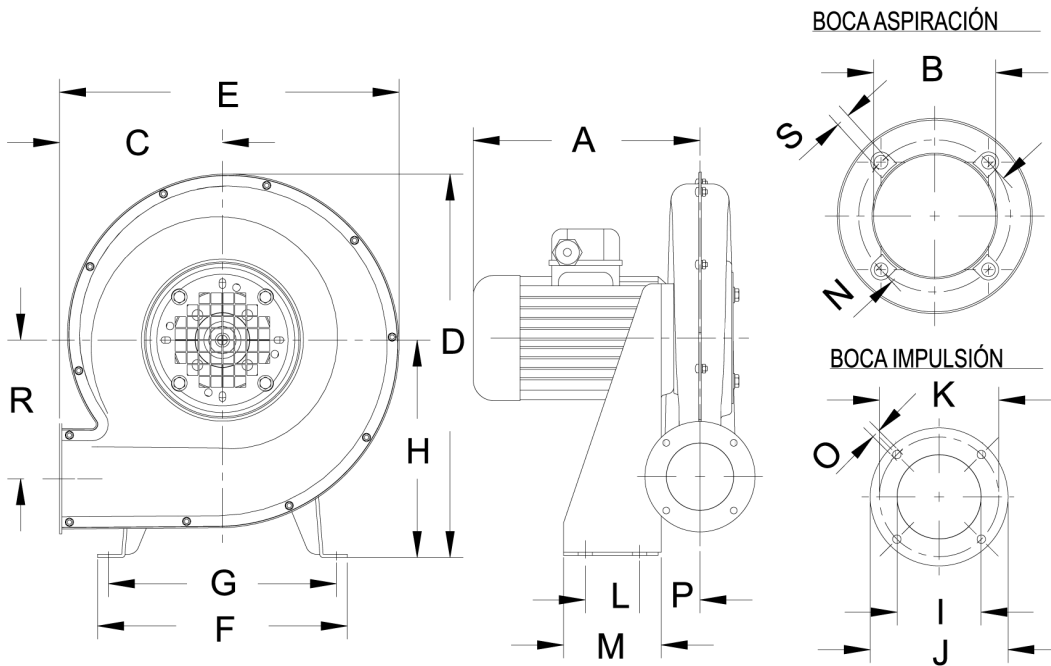


Pressure dB(A) [1,5 m]

63 Hz	28
125 Hz	34
250 Hz	58
500 Hz	65
1000 Hz	63
2000 Hz	55
4000 Hz	46
8000 Hz	38
Total dB(A)	68



dimensions diagram



Dimensions (mm)

A	BØ=90	C=150	D=353	E=313	F=230	G=210	H=200	IØ=62	JØ=101,5	KØ=88	L=90
M=90	NØ=112	OØ=6,2	P=54,5	R=127,5	U=350	V=331	W=378,5	X=313	Y=363	Z=331	

Wiring diagram

