

MDI 13/6 T4 0,12kW

GENERAL DATA



MEDIUM PRESSURE FAN WITH FORWARD IMPELLER AND IN STAINLESS STEEL CONSTRUCTION

MANUFACTURING FEATURES:

- Welded stainless steel AISI 304 housing.
- Stainless steel simple inlet forward curved impeller.
- Standard asynchronous squirrel-cage motor with IP-55 protection and Class F insulation. Manufactured with standard voltages: 230V 50Hz in single phase motors and 230/400V 50Hz in three phase motors.
- Standard orientation: LG270.

APPLICATIONS:

Designed for inline installation, they are suitable for:

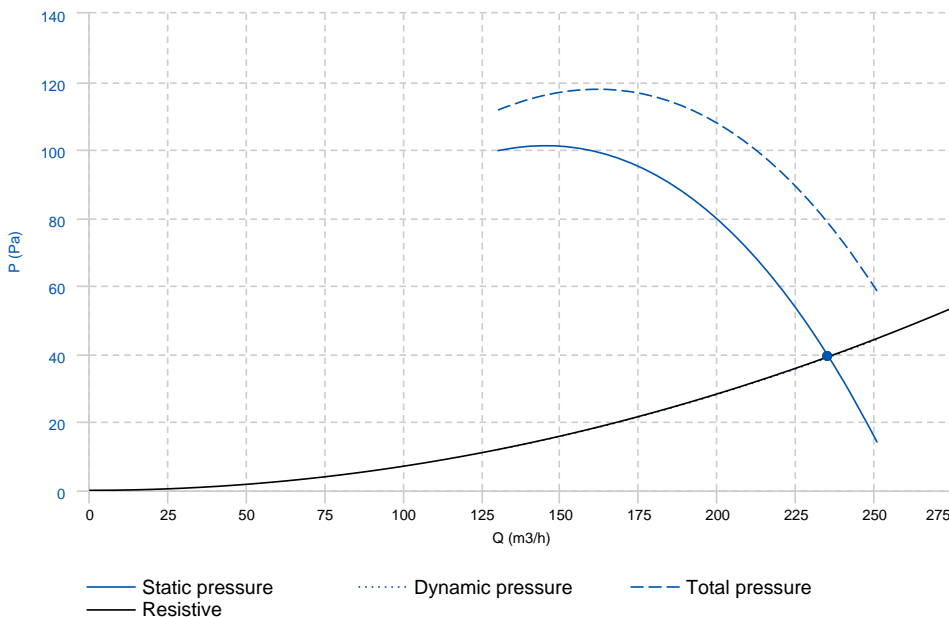
- Industrial applications, extraction or injection of air.
- Cooling of machines and parts.
- Clean air transport.
- Corrosive air transport.
- Maximum working temperature: carried air: 130°C, ambient: 1ph 50°C, 3ph 60°C.

UNDER REQUEST:

- 60Hz fans and special voltages.
- 2 speed motors.
- Fans provided with cooling disk for high temperatures.
- Orientation: RD0, RD45, RD90, RD135, RD180, RD225, RD270, RD315, LG0, LG45, LG90, LG135, LG180, LG225, LG315.

PERFORMANCE CURVE

20°C 0m 1.2 Kg/m³



| Design point | |
|---------------|--------|
| Flow (m3/h) | 235.24 |
| Pressure (Pa) | 39.25 |
| Service point | |
| T.max (°C) | 130 |
| Q (m3/h) | 235.26 |
| Ps (Pa) | 39.26 |
| Pd (Pa) | 39.04 |
| Pt (Pa) | 78.3 |
| Speed (m/s) | 8.07 |

TECHNICAL DATA

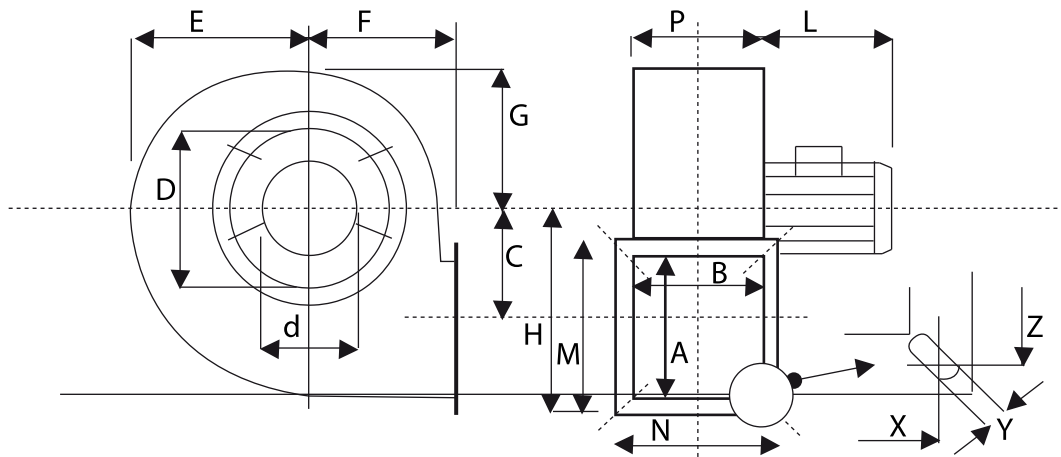
Fan

| | | | | | |
|-----|------|----------------|--------|-----------|-----------------------|
| RPM | 1450 | Approx. weight | 4.9 kg | Max. Flow | 260 m ³ /h |
|-----|------|----------------|--------|-----------|-----------------------|

Motor

| | | | | | | | |
|-------|---------|----------------|------|---------------|-------|---------------|--------|
| Power | 0,12 kW | RPM | 1400 | I max. (230V) | 0,8 A | I max. (400V) | 0,46 A |
| Size | 63 | Approx. weight | 4 kg | | | | |

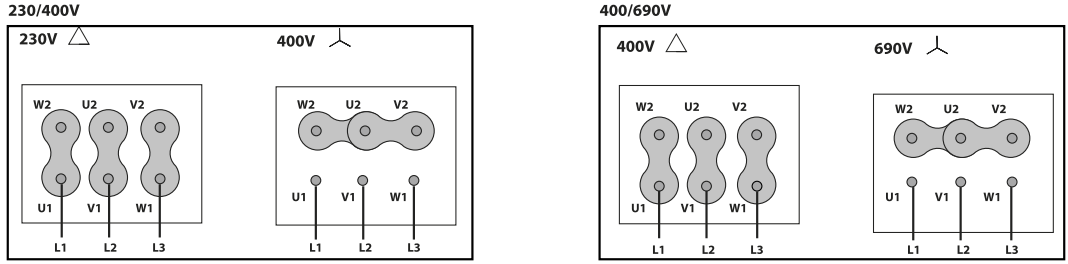
DIMENSIONS



Dimensions (mm)

| | | | | | | | | | |
|---|-----|---|-----|---|-----|---|------|---|-----|
| A | 90 | B | 90 | C | 92 | D | 158 | E | 125 |
| F | 104 | G | 110 | H | 160 | L | 190 | M | 130 |
| N | 130 | P | 92 | X | 110 | Y | 9X16 | Z | 110 |
| d | 101 | | | | | | | | |

WIRING DIAGRAM



ACCESSORIES



SAFETY SWITCH
INT 25 3P A
REF: INT253PA



STAINLESS STEEL INLET PROTECTION GUARD
FOR CENTRIFUGAL FANS
RAI 13/8-13/6
REF: 300716502



FREQUENCY SPEED CONTROLLER
SFC 230 I 2,5A *
REF: SFC230I003



FREQUENCY SPEED CONTROLLER
SFC 400 III 1,2A *
REF: SFC400III1



SPARE PARTS

| | Code | Model | RPM | Degrees | |
|---|-----------|---------------------------------------|-----|---------|--|
| 4 | 721001113 | 1 x MOTOR 0,12kW T4 B5 230/400V IEC63 | - | - | |