



Akzenta ONE®

TOP MASK ULTRA SAFE AND CHIC

DISPOSABLE SURGICAL 3-LAYERS FACE MASK WITH ELASTIC BAND

CONFIGURATION OVERVIEW

- Designed for higher resistance to liquids and aerosols
- Soft and comfortable
- Water repellent
- Designed for medical use







QUALITY ASSURANCE

- Tests performed in accordance with EN 14683:2019
- Conformity to standards Type-IIIR, Bacterial Filtration efficiency (BFE) >99%, differential pressure <60

TECHNICAL SPECIFICATIONS

- 3 layers (2 polypropylene layers) + 1 Melt blown layer (middle)
- Raw Material:
- Outer Layer: 25 g/m², PP, Color
- Middle Layer: 25 g/m², Purpose-made Melt blown
- Inner Layer: 25 g/m², PP, nonwoven material
- 2 Holding Elastics: Spandex + Nylon
- 1 Nose Barrett: PP plastic with galvanized wire core

PRODUCT VARIATIONS

Art-No.	FAMAA41-AKZ-PU-K02	FAMAA41-AKZ-PI-K02	FAMAA41-AKZ-HO-K02	FAMAA41-AKZ-FG-K02	FAMAA41-AKZ-BL-K02	FAMAA41-AKZ-BK-K02
Color	Purple	Pink	Hot Orange	Fresh green	Blue	Black
						

Dimensions:	Thickness:	Weight:
17.5 x 9.5 cm	0.6mm	3.05g

PACKGING

Pieces/dispenser: 50; Dispenser/carton 40

Carton size: 52x38,5x36 cm; Carton weight: 9 Kg

Cartons/layer: 4; Layers/pallet: 5

Cartons/pallet: 20

Pallet size: 80x120x195 cm; Pallet weight 200 Kg

FEATURES AND INSTRUCTIONS

Mask Features:

1. Outer Layer:
Water-repellant, to prevent fluids from entering the mask
2. Middle Layer:
Being high level static filtration non-woven, effectively preventing micro dust and bacteria with Bacteria Filtration Efficiency (BFE) at 99.55%, Particle Filtration Efficiency (PFE)>99% at 0.1 +10m, tested by Nelson Lab.
3. Inner Layer:
Soft and comfortable PP non-woven
4. Total Mask:
Be good at anti-spray, blood penetration resistance at 120mm Hg.

Instructions:

1. Take and face the outer-surface of the mask.
2. While facing the outer-surface of the mask away from you, loop the ear loops comfortably around your ears.
3. Adjust the noseband to fit nicely on the bridge of your nose, conforming to the contour of your face.
4. Now holding the noseband in place, pull the bottom end of the mask under your chin to fully cover your mouth, your nose, as well as your chin.